


BICYCLES & ACCESSORIES
1998



TREK 

OFF ROAD

Y33[®]



UPGRADES FROM Y22

- Y33 Rock Shox Judy SL suspension fork
- Shimano XTR V-Brakes
- Shimano Deore XT crankset
- ICON Crushed Velvet carbon composite handlebars and bar ends
- Bontrager embroidered FS Race Lite +10 saddle with titanium rails
- Cane Creek Aheadset

↗ Frame available

UPGRADES FROM Y11

- Y22 Manitou X-Vert suspension fork
- Fox Air Vanilla C rear shock with remote adjuster
- Shimano Deore XT V.P....


OBSTACLES ARE NO OBSTACLE. Every full-suspension Y Bike[®] features Trek's patented Fully Active Uni-Link™ suspension—so the rear shock is always on duty, all of the time. And the patented Y configuration puts the pivoting shock mount where it does the most good—whether your weight is in the saddle or you're up on the pedals. Unlike other suspension designs—which can compress or extend your drivetrain when you pedal—Trek's Unified Rear Triangle keeps chain length constant. So pedaling translates directly into maximum forward motion, little wasted effort. Which translates directly into maximum fun. For '98, we sweetened the package with a new adjustable shock mount, more responsive steering and more. (And you just thought it looked cool.)



TREK Introduction

Frame with titanium rails

Cane Creek Aheadset

 Frame available

UPGRADES FROM Y11

- Y22** Manitou X-Vert suspension fork
- Fox Air Vanilla C rear shock with remote adjuster
- Shimano Deore XT V-Brakes
- Shimano XTR Rapid Rise rear derailleur, Deore XT front derailleur and shifters
- ICON Oz seatpost



Y 22®

UPGRADES FROM Y5

- Y11** New Fully Active Uni-Link OCLV carbon composite Y frame
- Rock Shox Judy XC suspension fork
- Fox Air Vanilla rear shock
- Shimano Deore LX crankset and front derailleur
- Bontrager Mustang/ASYM rims



Y 11®



	SIZES	FRAME	SUSPENSION	DRIVETRAIN	RIMS/TIRES	COLOR
	Y33 S, M, L	Trek OCLV carbon one-piece main frame; Alpha 6061 T6 aluminum, TIG welded unified rear triangle	Fork: Rock Shox Judy SL suspension, 80mm travel; Rear shock: Fox Air Vanilla C air/oil; TSC	Shimano Deore XT w/XTR Rapidfire SL shifters & Rapid Rise rear derailleur	Rims: Cane Creek Swami, 32 hole; Tires: Bontrager Jones, folding, 49/53 front, 46/50 rear	Platinum Pearl w/3D decals
	Y22 S, M, L	Trek OCLV carbon one-piece main frame; Alpha 6061 T6 aluminum, TIG welded unified rear triangle	Fork: Manitou X-Vert, Twin Piston Chamber suspension, 80mm travel; Rear shock: Fox Air Vanilla C air/oil; TSC	Shimano Deore LX w/XTR Rapidfire SL shifters & XTR Rapid Rise rear derailleur	Rims: Bontrager Valiant w/Mustang ASYM rear, 32 hole; Tires: Bontrager Jones, folding, 49/53 front, 46/50 rear	Blaze Red w/3D decals
	Y11 S, M, L	Trek OCLV carbon one-piece main frame; Alpha 6061 T6 aluminum, TIG welded unified rear triangle	Fork: Rock Shox Judy XC suspension, 80mm travel; Rear shock: Fox Air Vanilla air/oil; TSC	Shimano Deore LX w/Rapidfire Plus shifters & XT rear derailleur	Rims: Bontrager Mustang w/ASYM rear, 32 hole; Tires: Bontrager Jones, folding, 49/53 front, 46/50 rear	Team Yellow w/3D decals
	PRO ISSUE DH S, L	Trek design Alpha 6061 T6 aluminum main frame; Alpha 6061 T6 aluminum, TIG welded unified rear triangle	Fork: Rock Shox Boxxer Pro suspension, 125mm travel; Rear shock: Fox Vanilla RX coil/oil; TSC	Shimano XTR w/Deore XT Rapidfire SL O.G.D. right shifter & cassette	Rims: Bontrager Clyde, 32 hole; Tires: Bontrager Jones, folding, 26 x 2.1"	Team (Yellow and Purple) w/Team decals
	Y GLIDE DELUXE S, M, L	Trek design Alpha 6061 T6 aluminum main frame; Alpha 6061 T6 aluminum, TIG welded unified rear triangle	Fork: Manitou X-Vert, Twin Piston Chamber suspension, 100mm travel; Rear shock: Fox Vanilla RX piggyback coil/oil; TSC	Shimano Deore LX w/Grip Shift ESP 9.0 shifters & ESP 9.0 rear derailleur	Rims: Bontrager Mustang, 32 hole; Tires: IRC Missile, 26 x 2.1"	Black Mercury Pearl w/Mango 3D decals
	Y GLIDE S, M, L	Trek design Alpha 6061 T6 aluminum main frame; Alpha 6061 T6 aluminum, TIG welded unified rear triangle	Fork: Rock Shox Judy XL T11 triple clamp suspension, 100mm travel; Rear shock: Fox Vanilla X coil/oil; TSC	Sugino Impel 300 crankset w/Shimano STX-RC Rapidfire Plus shifters, Deore LX & STX derailleurs	Rims: Matrix Swami w/RDR rear, 32 hole; Tires: Bontrager Jones, 49/53 front, 46/50 rear	Ice Inkwell w/Dark Chrome 3D decals
	Y5 S, M, L	Trek design Alpha 6061 T6 aluminum main frame; Alpha 6061 T6 aluminum, TIG welded unified rear triangle	Fork: Manitou Spyder R suspension, 70mm travel; Rear shock: Fox Vanilla R coil/oil; TSC	Shimano STX-RC w/Deore LX Rapidfire Plus shifters & XT rear derailleur	Rims: Matrix Swami w/RDR rear, 32 hole; Tires: Bontrager Jones, folding, 49/53 front, 46/50 rear	Team Purple Pearl w/Mango 3D decals
	Y3 S, M, L	Trek design Alpha 6061 T6 aluminum main frame; Cro-Moly unified	Fork: Rock Shox Indy C suspension, 75mm travel; Rear shock: Fox	Sugino Impel 300 crankset w/Shimano STX-RC Rapidfire Plus shifters,	Rims: Matrix Swami w/RDR rear, 32 hole; Tires: Bontrager Jones, 49/53	Ice RC Blue w/3D decals



FOR '98, ANOTHER REASON "Y": with longer travel and plusher suspension than the "original recipe" Y, the Y Glide opens the ruggeddest terrain to riders of wide-ranging skill levels. You don't need to be a pro racer to handle the Glide. Early feedback: "You can roll right over stuff. You can hit big logs and barely feel it!"

For serious downhill, the Pro Issue DH delivers 6+ inches of travel, front and rear. Genuine off-the-shelf version of the same frame the Trek Volkswagen Team races at World Cup downhill events.

OFF ROAD

UPGRADES FROM Y GLIDE

- Y GLIDE DELUXE** Manitou X-Vert R triple-clamp suspension fork
 Fox Vanilla RX rear shock
 Hayes front and rear disc brakes
 Grip Shift ESP 9.0 shifters and rear derailleur
 ICON Oz seatpost and Duranté stem

PRO ISSUE DH



UPGRADES FROM Y GLIDE DELUXE

- PRO** Full Team limited edition
ISSUE downhill bike used by our pros
DH Rock Shox Boxxer Pro suspension fork
 Fox Vanilla RX coil/oil rear shock
 Hayes 8" downhill disc brakes
 XTR downhill crankset with 48T chainring

UPGRADES FROM Y3

Y GLIDE DELUXE™



Y GLIDE™



UPGRADES FROM Y3

- Y5** Manitou Spyder R suspension fork
- ICON SoleMate clipless pedals
- ICON Ernie handlebars, Duranté stem, Moses seatpost and Fatty McGee bar ends
- New Tunable Shock Compression (TSC)

UPGRADES FROM Y5

- Y GLIDE** Rock Shox Judy XL T11 tri-clamp fork with 100mm travel
- Long travel rear end with 100mm+ travel
- ICON Diesel Downhill handlebars

Y5™



Y3™



UPGRADES FROM 7000

- Y3** New patented Trek Fully Active Uni-Link Alpha aluminum Y frame
- Bontrager Jones tires
- Rock Shox Indy C with 75mm travel fork

Specification upgraded from photo. Bike gets Shimano Deore XT rear derailleur.

OFF ROAD

THE LIGHTEST PRODUCTION HARDTAILS ON THE PLANET.

The credit goes to OCLV[®] carbon. OCLV is Trek's own patented carbon composite technology. The OC stands for "Optimum Compaction," which means the carbon fibers are tightly packed (we maintain a ratio of 65% carbon fiber, 35% thermoset epoxy matrix). The LV is "Low Void," which is engineer-speak for squeezing the bubbles out (the air pockets, or "inconsistencies," are held to under 2 percent – on a par with aerospace standards). Bottom line? OCLV is an extremely dense frame material with extremely high Specific Ultimate Strength (meaning, for example, the strength in 1 lb. of OCLV equals what you'd get in 4+ lbs. of Cro-Moly steel). So it takes less OCLV to make a really strong frame. And where lightness is concerned, less is always more.


UPGRADES FROM 9800

- 9900** Shimano XTR racing group _____
Rock Shox SID suspension fork _____
Cane Creek wheelset _____
ICON Crushed Velvet carbon composite handlebars and bar ends _____
Team Replica OCLV carbon frame _____



Frame available – color same as bike


9900





UPGRADES FROM 8900

- 9800** OCLV carbon frame
- Manitou SX Ti suspension fork
- Bontrager Valiant front rim



	SIZES	FRAME	FORK	DRIVETRAIN	RIMS	TIRES	COLOR
9900	15, 16.5, 18, 19.5, 21"	Trek OCLV carbon lugs, main tubes & tapered stays	Rock Shox SID suspension, 63mm travel	Shimano XTR w/Rapidfire SL shifters	Cane Creek Swami, 24 hole front, 28 rear	Continental Double Fighter, folding, 26 x 2.0"	Team (Yellow and Purple) w/Team decals
9800	15, 16.5, 18, 19.5, 21"	Trek OCLV carbon lugs, main tubes & tapered stays	Manitou SX Ti, Twin Piston Chamber suspension, 70mm travel	Shimano Deore XT w/Rapidfire SL shifters & XTR Rapid Rise rear derailleur	Bontrager Vallant w/Mustang ASYM rear, 32 hole	Bontrager Revolt SS, folding, 49/53 front, 46/50 rear	Platinum Pearl w/Yellow decals
8900	13, 16.5, 18, 19.5, 21"	Double-butted Alpha SL 6013 T6 aluminum main tubes; Alpha SL 6061 T6 aluminum stays	Rock Shox SID suspension, 63mm travel	Shimano Deore XT w/Rapidfire SL shifters & XTR Rapid Rise rear derailleur	Bontrager Mustang ASYM front and rear, 32 hole	Bontrager Revolt SS, folding, 49/53 front, 46/50 rear	Team Yellow w/Blue decals
8500	13, 16.5, 18, 19.5, 21"	Double-butted Alpha SL 6013 T6 aluminum main tubes; Alpha SL 6061 T6 aluminum stays	Manitou SX-R, Twin Piston Chamber suspension, 70mm travel	Shimano Deore XT w/Rapidfire SL shifters & XTR Rapid Rise rear derailleur	Bontrager Mustang w/ASYM rear, 32 hole	Bontrager Revolt ST, folding, 49/53 front, 46/50 rear	Blaze Red w/Mango decals
8000	13, 16.5, 18, 19.5, 21"	Double-butted Alpha SL 6013 T6 aluminum main tubes; Alpha SL 6061 T6 aluminum stays	Rock Shox Judy TI suspension, 63mm travel	Shimano Deore LX w/Rapidfire Plus shifters & XT rear derailleur	Bontrager Mustang w/ASYM rear, 32 hole	Bontrager Revolt ST, folding, 49/53 front, 46/50 rear	Metallic Blue w/Blue decals
7000	13, 16.5, 18, 19.5, 21"	Alpha ZX 6013 T6 aluminum main tubes; Alpha ZX 6061 T6 aluminum stays	Rock Shox Indy XC suspension, 63mm travel	Shimano STX-RC w/Rapidfire Plus shifters, Deore XT & STX derailleurs	Matrix Swami w/RDR rear, 32 hole	IRC Mythos, 26 x 2.1"	Metallized Yellow w/Black decals
6500	13, 16.5, 18, 19.5, 21"	Alpha ZX 6013 T6 aluminum main tubes; Alpha ZX 6061 T6 aluminum stays	Rock Shox Indy C suspension, 63mm travel	Sugino Impel 250 crankset w/Shimano STX-RC Rapidfire Plus shifters, Deore LX & Alivio derailleurs	Matrix Swami w/RDR rear, 32 hole	IRC Mythos, 26 x 2.1"	Ice Earth Green w/Silver decals
6000	13, 16.5, 18, 19.5, 21, 22.5"	Alpha 7005 T6 TiG aluminum main tubes & stays	Rock Shox Indy S suspension, 50mm travel	Sugino Impel 250 crankset w/Shimano STX Rapidfire Plus shifters, STX & Alivio derailleurs	Weinmann 519 alloy, 32 hole	IRC Mythos, 26 x 2.1"	Black Mercury Pearl w/Yellow decals; Ice Roja, w/Silver decals
6000 COMFORT	13, 16.5, 18, 19.5, 21, 22.5", 17W, 20W	Alpha 7005 T6 TiG aluminum main tubes & stays	Cro-Moly, taper gauge	Sugino Impel 250 crankset w/chainguard ring and Grip Shift SRT 4.0 shifters, STX & Alivio derailleurs	Weinmann 519 alloy, 32 hole	C1100 Smoothie, 26 x 1.9"	Black Mercury Pearl w/Yellow decals

... 15% and 20% stronger than industry-standard 6061 aluminum. The large diameter tubing maintains a rigid, straight-tracking frame that gives you maximum output for your pedaling effort. Plus the strength to hold up under a real off road pounding. Built to a proven racing geometry that delivers lightning response for the slightest rider input. We micro-tune the geometries to be exactly size-specific, so every size rider gets maximum performance. And every Alpha is protected by Trek's Limited Lifetime Warranty.

OFF ROAD



8900

UPGRADES FROM 8500


- 8900 Hayes front and rear disc brakes on Hugi hubs
- Rock Shox SID suspension fork
- Shimano Deore XT cassette
- Bontrager saddle with titanium rails



8500

UPGRADES FROM 8000

- 8500 Manitou SX-R suspension fork
- Shimano XTR Rapid Rise rear derailleur
- Shimano Deore XT V-Brakes and levers
- Shimano Deore XT crankset

 Frame available, color same as bike



6500

UPGRADES FROM 6000

- 6500 Alpha ZX frameset
- Rock Shox Indy C suspension fork
- Shimano STX-RC Rapidfire Plus shifters
- Dia-Compe 737 direct pull brakes
- Bontrager Comp +10 saddle

6000 shown in Black Mercury Pearl





8000

UPGRADES FROM 7000

- 8000** Alpha SL frameset _____
- Rock Shox Judy TH suspension fork _____
- Shimano Deore LX crankset, shifters and front derailleur, XT rear derailleur _____
- Shimano M600 V-Brakes w/Avid SD 1.9 L levers _____
- ICON Ernie 2014 handlebars and ICON Oz seatpost, Duranté stem and ICON Fatty McGee bar ends _____

Specification upgraded from photo. Bike gets Bontrager Mustang rims.



6000

UPGRADES FROM 930

- 6000** Alpha aluminum frame _____
- Direct connect steering system _____
- Rock Shox Indy S suspension fork _____



7000

UPGRADES FROM 6500

- 7000** Rock Shox Indy XC suspension fork _____
- ICON SoleMate clipless pedals _____
- Avid Single Digit 10 direct pull brakes _____
- System 1 bar ends _____

Specification upgraded from photo. Bike gets Shimano Deore XT rear derailleur.



6000 COMFORT

UPGRADES FROM 6000

- 6000 COMFORT** Girvin Flexstem _____
- C1100 Smoothie tires _____
- System 1 alloy handlebars with 30mm rise _____
- PM900 shock seatpost _____

OFF ROAD

HIGH PERFORMANCE STEEL FOR ALL ABILITIES.

It's not as lightweight as aluminum, but steel enjoys an avid following of riders who prefer steel's natural ability to dampen the bumps on a rugged trail. The riding position on the 900s is more "aggressive" (forward-leaning), the 800s more "laid-back." If you're ready for some truly technical riding, the 900s have the sharp handling and climb-ability to go after the steepest, slipperiest, most boulder-strewn singletracks. And if you're sticking to trails that are a little more tame, the 800 bikes won't let you down. Trek engineers designed these bikes to be solid recreational performers.

UPGRADES FROM 930

- 950 Manitou Spyder suspension fork _____
- Shimano STX front and Deore LX rear derailleurs _____
- Shimano M600 V-Brakes w/Avid SD 1.9 brake levers _____
- Shimano UN52 bottom bracket _____
- Shimano STX-RC rear hub _____
- Alloy bar ends _____

950



UPGRADES FROM 920

- 930 Rock Shox Indy S suspension fork _____
- Direct connect steering system _____
- Grip Shift ESP 7.0 1-to-1 shifting _____
- Shimano Alivio front derailleur _____
- Full alloy pedals _____





820



UPGRADES FROM 800

- 820 Cro-Moly steel main frame and fork _____
- System 1 alloy handlebar _____
- Shimano Alivio rear derailleur _____
- Grip Shift MRX 170 shifters _____

UPGRADES FROM 820

- 820 High rise handlebars _____
- COMFORT Shock absorber seatpost _____
- Smooth tires _____
- Spring saddle _____

**820
COMFORT**





	6.0 shifters, Shimano STX-RC & Acera X derailleurs					Bright Silver w/Mango decals	
820	13, 16.5, 18, 19.5, 21, 22.5, 24"; 17W, 20W	Cro-Moly steel w/high tensile steel stays	Cro-Moly	Shimano Altus CT92 w/Grip Shift MRX 170 shifters & Alivio rear derailleur	Weinmann 519 alloy, 36 hole	Trek Connection, 26 x 1.95"	Ice Red/Ice Orange fade w/Black decals; Ice Green w/Silver decals
820 COMFORT	13, 16.5, 18, 19.5, 21, 22.5, 24"; 17W, 20W	Cro-Moly steel w/high tensile steel stays	Cro-Moly	Shimano Altus CT92 w/Grip Shift MRX 170 shifters & Alivio rear derailleur	Weinmann 519 alloy, 36 hole	Smooth 26 x 1.95"	Ice Green w/Silver decals
800	13, 16.5, 18, 19.5, 21, 22.5, 17W, 20W	High tensile steel w/Cro-Moly seat tube	High tensile steel	Shimano Altus CT92 w/EZ-Fire Plus EF20 shifters & Shimano Altus CT92 rear derailleur	Weinmann 519 alloy, 36 hole	Trek Connection, 26 x 1.95"	Mediterranean Blue/Ice Inkwell fade w/White decals; Bright Silver w/Red decals
800 SPORT	13, 16.5, 18, 19.5, 21, 22.5, 17W, 20W	High tensile steel w/Cro-Moly seat tube	High tensile steel	Shimano Tourney TY30 w/Grip Shift MRX 170 shifters	Weinmann 519 alloy, 36 hole	Knobby, 26 x 2.0"	Gloss Black w/Red decals; Mellow Gold w/Red decals

UPGRADES FROM 800 SPORT



800 Shimano EZ-Fire Plus shifters
Shimano Altus front and rear derailleurs

Above shown in Bright Silver w/Red decals

UPGRADES FROM DEPARTMENT STORE BIKE



800 SPORT Frame engineered to fit and ride like a Trek
Available in 8 sizes
Shimano and other high quality components
Professional assembly and service

Above shown in Mellow Gold w/Red decals



800



800 SPORT

930



Above shown in
Ice Inkwell
w/Silver decals

920



- Shimano Acera X front and STX-RC rear derailleur
- Grip Shift SRT 6.0 shifters
- Mythos tires with Matrix rims
- Sugino Impel crankset

	SIZES	FRAME	FORK	DRIVETRAIN	RIMS	TIRES	COLOR
950	13, 16.5, 18, 19.5, 21, 22.5"	True Temper triple-butted Cro-Moly main tubes; Cro-Moly steel stays	Manitou Spyder suspension, 70mm travel	Sugino Impel 300 crankset w/Shimano STX- RC Rapidfire Plus shifters, Deore LX SGS & STX derailleurs	Matrix Guru, eyeleted w/RDR rear, 32 hole	IRC Mythos, 26 x 2.1"	Ice RC Blue w/Black decals
930	13, 16.5, 18, 19.5, 21, 22.5"	True Temper triple-butted Cro-Moly main tubes; Cro-Moly steel stays	Rock Shox Indy S suspension, 50mm travel	Sugino Impel 250 crankset w/Grip Shift ESP 7.0 shifters, ESP 7.0 & Shimano Alivio derailleurs	Matrix Guru w/RDR rear, 32 hole	IRC Mythos, 26 x 2.1"	Metallized Green w/Red decals
920	13, 16.5, 18, 19.5, 21, 22.5, 24"	True Temper triple-butted Cro-Moly main tubes; Cro-Moly steel stays	Cro-Moly, taper gauge	Sugino Impel 250 crankset w/Grip Shift SRT 6.0 shifters, Shimano STX- RC & Acera X derailleurs	Matrix Guru w/RDR rear, 32 hole	IRC Mythos, 26 x 2.1"	Ice Inkwell w/Silver decals; Bright Silver w/Mango decals
820	13, 16.5, 18, 19.5, 21, 22.5, 24"; 17W, 20W	Cro-Moly steel w/high tensile steel stays	Cro-Moly	Shimano Altus CT92 w/Grip Shift MRX 170 shifters & Alivio rear derailleur	Weinmann 519 alloy, 36 hole	Trek Connection, 26 x 1.95"	Ice Red/Ice Orange fade w/Black decals; Ice Green w/Silver decals
820 COMFORT	13, 16.5, 18, 19.5, 21, 22.5, 24"; 17W, 20W	Cro-Moly steel w/high tensile steel stays	Cro-Moly	Shimano Altus CT92 w/Grip Shift MRX 170 shifters & Alivio rear derailleur	Weinmann 519 alloy, 36 hole	Smoc, 26 x 1.9"	Ice Green w/Silver decals

UPGRADES FROM 7600

UAV

Manitou elastomer suspension fork
 Grip Shift ESP 9.0 1-to-1 rear derailleur
 Gianni shock absorber seatpost
 ICON Diesel Downhill handlebars

UAV




UPGRADES FROM 7500

7600

Shimano Deore LX 4-arm crankset
 Shimano STX-RC front and Deore LX rear derailleurs
 Grip Shift SRT 6.0 shifters
 Shimano M600 V-Brakes

7600



7500

	SIZES	FRAME	FORK	DRIVETRAIN	RIMS	TIRES	COLOR
UAV	15, 17.5, 20.5, 23"	Alpha 7005 T6 TIG aluminum main tubes & stays	Manitou suspension, 48mm travel	Shimano Nexave w/Grip Shift ESP 7.0 shifters & ESP 9.0 rear derailleur	Matrix Vapor, eyeleted, 32 hole	Tioga City Slicker II, 700 x 38c	Gloss Black w/Silver decals
7600	15, 17.5, 20.5, 23"	Alpha 7005 T6 TIG aluminum main tubes & stays	Cro-Moly	Shimano Deore LX w/Grip Shift SRT 6.0 shifters & STX-RC front derailleur	Matrix Vapor, eyeleted, 32 hole	Trek Invert II, 60 TPI, 700 x 38c	Titanium w/Metallic Teal decals
7500	15, 17.5, 20.5, 23", 17W, 20W	Alpha 7005 T6 TIG aluminum main tubes & stays	Cro-Moly	Shimano Alivio w/Grip Shift SRT 4.0 shifters & STX-RC rear derailleur	Matrix Vapor, 32 hole	Trek Invert II, 700 x 38c	Ice Inkwell w/Titanium decals
730	15, 17, 19, 21, 23", 17W, 20W	Full Cro-Moly steel	Cro-Moly	Shimano Alivio w/Grip Shift SRT 4.0 shifters & Acera X front derailleur	Matrix Vapor, 32 hole	Trek Invert II, 700 x 38c	Mediterranean Blue/Black fade w/White decals; Cactus Green w/Silver decals
720	15, 17, 19, 21, 23", 17W, 20W	Cro-Moly steel w/high tensile steel stays	Cro-Moly	Shimano Altus CT92 w/Grip Shift MRX 170 shifters & Acera X rear derailleur	Weinmann 519 alloy, 36 hole	Trek Invert II, 700 x 38c	Ice Red w/Gold decals; Pearl Green/Blue Moon fade w/White decals
700	15, 17, 19, 21, 23", 17W, 20W	High tensile steel w/Cro-Moly seat tube	High tensile steel	Shimano Tourney TY30 w/Grip Shift MRX 170 shifters	Weinmann 519 alloy, 36 hole	Trek Invert II, 700 x 38c	Men's: Silver/Titanium fade w/Red decals Women's: Pearl Blue w/Silver decals
745	15, 17, 19, 21, 23", 17W, 20W	High tensile steel w/Cro-Moly seat tube	Cro-Moly	Dotek w/Shimano Revoshifters	Vuelta Vision, 36 hole	Trek Invert II, 700 x 38c	Ice Violet w/Titanium decals

7500



UPGRADES FROM 730

- 7500** Alpha aluminum frame
- Shimano Alivio front derailleur and hubset
- Shimano STX-RC rear derailleur, 4-arm crankset
- Selle Bassano saddle




7500



UPGRADES FROM 730

- 7500** Alpha aluminum frame _____
- Shimano Alivio front derailleur and hubset _____
- Shimano STX-RC rear derailleur, 4-arm crankset _____
- Selle Bassano saddle _____



excellent visibility makes it easy to navigate in traffic, or just to enjoy the view on a country ride. MultiTracks also possess moderate off road capability, enough for unpaved fire trails or rails-to-trails off road gravel paths. The MultiTracks are designed for easy handling that will forgive a little "errant" steering. After all, the idea is to look around and enjoy the view, not keep your eyes glued to the asphalt!

Men's shown in Cactus Green w/Silver decals



UPGRADES FROM 720

- 730** Full Cro-Moly frame
- Shimano Alivio crankset and rear derailleur
- Grip Shift SRT 4.0 shifters
- Polygon shock absorber seatpost



720



Men's shown in Pearl Green/Blue Moon Fade w/White decals



UPGRADES FROM 700

- 720** Cro-Moly main frame and fork
- Shimano Altus crankset, Accra X rear derailleur
- Shock absorber seatpost



700

- 720 Cro-Moly main frame and fork _____
 Shimano Altus crankset, _____
 Acera X rear derailleur _____
 Shock absorber seatpost _____

Women's shown in
 Pearl Blue



**UPGRADES FROM
 DEPARTMENT STORE BIKE**

- 700 High quality, Trek engineered frame
 with limited lifetime warranty _____
 21-speed gearing with Grip Shift _____
 Lots of sizes for better fit _____
 Alloy micro-adjust seatpost _____



745

- UPGRADES FROM 730**
- 745 Shimano Nexus Inter-7 rear hub
 with roller brake _____
 Fully enclosed drivetrain _____
 Fenders _____

ROAD

Y FOIL 77



UPGRADES FROM Y FOIL 66

Y FOIL 77

Full Dura-Ace group, including pedals

Rolf wheelset

ICON handlebars



Frameset available -
color same as bike

UPGRADES FROM 5220

Y FOIL 66

Y Foil aero frame: 34% aerodynamic
advantage over conventional double
diamond frame designs

Shimano Ultegra 18-speed group

Y FOIL 66






5220

UPGRADES FROM 5000

- 5220** OCLV carbon composite frameset _____
- STI shifting _____
- Shimano Ultegra 27-speed group _____
- Shimano Ultegra clipless pedals _____



2300

UPGRADES FROM 2120

- 2300** ICON OCLV carbon Airrail fork _____
- Shimano Ultegra 18-speed group _____
- Shimano Ultegra SPD clipless pedals _____
- Mavic CXP21 rims, Continental Grand Prix 3000 tires _____
- ICON handlebars _____



5000

UPGRADES FROM 2300

- 5000** OCLV carbon frame and Airrail fork _____
- Campagnolo Veloce 18-speed group _____
- ICON handlebars and Thomson seatpost _____
- 3T stem _____



2120

UPGRADES FROM 2100


- 2120** Campagnolo Veloce 27-speed group _____
- Ergopower shifting _____
- Look CR2 clipless pedals _____
- Continental Grand Prix 3000 tires _____
- KWG 90° welded aluminum stem _____



Framesets available – colors: Nude (above)
USPS team (below)

5500 Full Dura-Ace group, including pedals
ICON_OCLV carbon Airail fork
Rolf wheelset

5200 Shimano Ultegra 311 10-speed group,
including pedals
Mavic CXP21 rims



	SIZES	FRAME	FORK	DRIVETRAIN	RIMS	TIRES	COLOR
Y FOIL 77	48, 51, 54, 56, 59, 62cm	Trek OCLV carbon main frame and stays	ICON OCLV carbon Airail SRG	Shimano Dura-Ace w/STI Dual Control shifters	Rolf 550C, 14 hole front, 16 rear	Continental Grand Prix 3000, folding, 700 x 25c	Metallized Yellow w/Red and black decals
Y FOIL 66	48, 51, 54, 56, 59, 62cm	Trek OCLV carbon main frame and stays	ICON OCLV carbon Airail SRG	Shimano Ultegra w/STI Dual Control shifters	Mavic CXP21, 32 hole	Continental Grand Prix 3000, folding, 700 x 25c	Ice Inkwell with Silver decals
5500	50, 52, 54, 56, 58, 60, 62cm	Trek OCLV carbon lugs, main tubes & tapered stays	ICON OCLV carbon Airail	Shimano Dura-Ace w/STI Dual Control shifters	Rolf 550C, 14 hole front, 16 rear	Continental Grand Prix 3000, folding, 700 x 25c	USPS Team w/Red, White & Blue decals
5200	50, 52, 54, 56, 58, 60, 62cm	Trek OCLV carbon lugs, main tubes & tapered stays	ICON OCLV carbon Airail	Shimano Ultegra w/STI Dual Control shifters	Mavic CXP21, 32 hole	Continental Grand Prix 3000, folding, 700 x 25c	Ice Roja w/Silver decals
5220	50, 52, 54, 56, 58, 60, 62cm	Trek OCLV carbon lugs, main tubes & tapered stays	ICON OCLV carbon Classic	Shimano Ultegra w/STI Dual Control shifters	Mavic CXP21, 32 hole	Continental Grand Prix 3000, folding, 700 x 28c	Ice RC Blue w/Silver decals
5000	50, 52, 54, 56, 58, 60, 62cm	Trek OCLV carbon lugs, main tubes & tapered stays	ICON OCLV carbon Airail	Campagnolo Veloce w/Ergopower shifters	Mavic CXP12, 32 hole	Continental Grand Prix 3000, folding, 700 x 25c	Yellow Pearl w/Black decals
2300	47, 50, 52, 54, 56, 58, 60, 62cm	Trek butted carbon main tubes, Trek aluminum lugs, Easton tapered aluminum stays	ICON OCLV carbon Airail	Shimano Ultegra w/STI Dual Control shifters	Mavic CXP21, 32 hole	Continental Grand Prix 3000, folding, 700 x 25c	Metallized Yellow & Ice Roja w/Yellow decals
2120	47, 50, 52, 54, 56, 58, 60, 62cm	Trek butted carbon main tubes, Trek aluminum lugs, Easton tapered aluminum stays	ICON OCLV carbon Classic	Campagnolo Veloce w/Ergopower shifters	Mavic CXP12, 32 hole	Continental Grand Prix 3000, folding, 700 x 28c	Titanium w/ Titanium decals

2100 47, 50, 52, 54,
56, 58, 60,
62cm

Trek butted
carbon main
tubes, Trek
aluminum lugs,
Easton tapered
aluminum stays

ICON OCLV
carbon Classic

Shimano RSX
w/STI Dual
Control shifters
& 105 rear
derailleur

Mavic CXP12,
32 hole

Continental
Super Sport,
700 x 25c

Yellow Pearl &
Violet w/Yellow
& Violet decals

TREK OCLV: THE LIGHTEST PRODUCTION BIKES ON THE ROAD. Truly race-ready. In fact, off-the-shelf 5500s are the very bikes the US Postal Service Team raced in the 1997 Tour de France – the very same 5500s on the dealer's selling floor. New for '98 is the revolutionary Y Foil, Trek's aerodynamic bike, a design only made possible by Trek's patented OCLV carbon process. No other frame material possesses the strength-weight ratio of Trek's OCLV, so no other frame can be as strong and stiff, yet weigh so little. And thanks to OCLV's unique directional properties, these frames maintain good lateral stiffness while keeping enough vertical flex (or "compliance" as the engineers say) to dampen road vibration – a feature much applauded by our USPS riders when rolling over the rugged cobbles of the European race circuit!

UPGRADES FROM 1220

- 2100 Carbon fiber composite main triangle
- ICON OCLV carbon Classic fork
- Shimano 105 rear derailleur
- Look CR2 clipless pedals

2100



ROAD

TREK ROADIES: TWO-WHEEL CURE FOR WHITE LINE FEVER. Technology never stands still. And recent advances in welding technology made it possible for Trek to develop economically priced bikes in performance Alpha Aluminum. The new 400 road series is Alpha 7005 T6 aluminum, an alloy 15% stronger than the industry standard 6061 used by other makers. While the new 470 and 420 are almost a full pound lighter than Trek's old steel road racers, their price remains comparable to many of the steel bikes in our competitors' showrooms.

1220



UPGRADES FROM 420

1220 Bonded Easton aluminum frame and Trek epoxy

UPGRADES FROM 420

- 520 True Temper double butted Cro-Moly tubing
- Trek touring frameset
- 24-speed gearing
- Shimano 105 front and Deore LX rear derailleurs
- Bar end controls
- Shimano SPD M323 half and half clipless pedals

520



470

UPGRADES FROM 420

- 470 Shimano RSX crankset and front derailleur



UPGRADES FROM DEPARTMENT STORE BIKE

- 420 Trek designed Alpha Aluminum frame
- Shimano and quality components
- Aero Cro-Moly fork
- Alloy rims and quick release hubs

420



- frame and Trek epoxy bonded aluminum fork
- Mavic
- Alloy pedals with alloy cages
- Selle Bassano saddle



T200

UPGRADES FROM T100

- T200**
- Shimano Deore XT V-Brakes
 - Shimano Deore XT tandem freehubs
 - ICON SoleMate clipless pedals
 - Shimano 105 and Deore XT derailleurs
 - Shimano Ultegra bar end shifters



T100


UPGRADES FROM ENTRY LEVEL TANDEM

- T100**
- Trek designed True Temper custom butted Cro-Moly frame
 - Trek custom tandem Cro-Moly fork
 - Shimano STX tandem hubs, 48 hole Bontrager Clyde rims
 - Shock absorber stoker seatpost
 - Adjustable stoker stem



touring bikes like the 520 (left) are started with in 1976. The spirit of '76 lives on — load it up with full bags and hit the open road!

Tandems are most popular with couples, so Trek Tandems use a “direct lateral” frame design, best when riders are unevenly matched. Trek's got both a “head-up” enjoy-the-view model, as well as a roadie for serious Tandem speed.



UPGRADES FROM CALYPSO

- COOL BREEZE** 4-speed Nexus internal gearing_rear_hub
- Shimano.Revo_coaster_brake

COOL BREEZE

Men's shown in Pearl Blue



Men's Calypso shown in Sea Green/Dark Teal Fade



Men's Calypso shown in Mirror Black



UPGRADES FROM CRUISER CLASSIC

- CRUISER CALYPSO** 6-speed_gearing_with_Grip_Shift
- Shimano.Altus_cantilever_brakes
- Alloy_4-finger_brake_levers

CALYPSO™

Women's shown in Plum





Women's Cruiser Classic shown in Pearl Turquoise

Men's Cruiser Classic shown in Ice Red



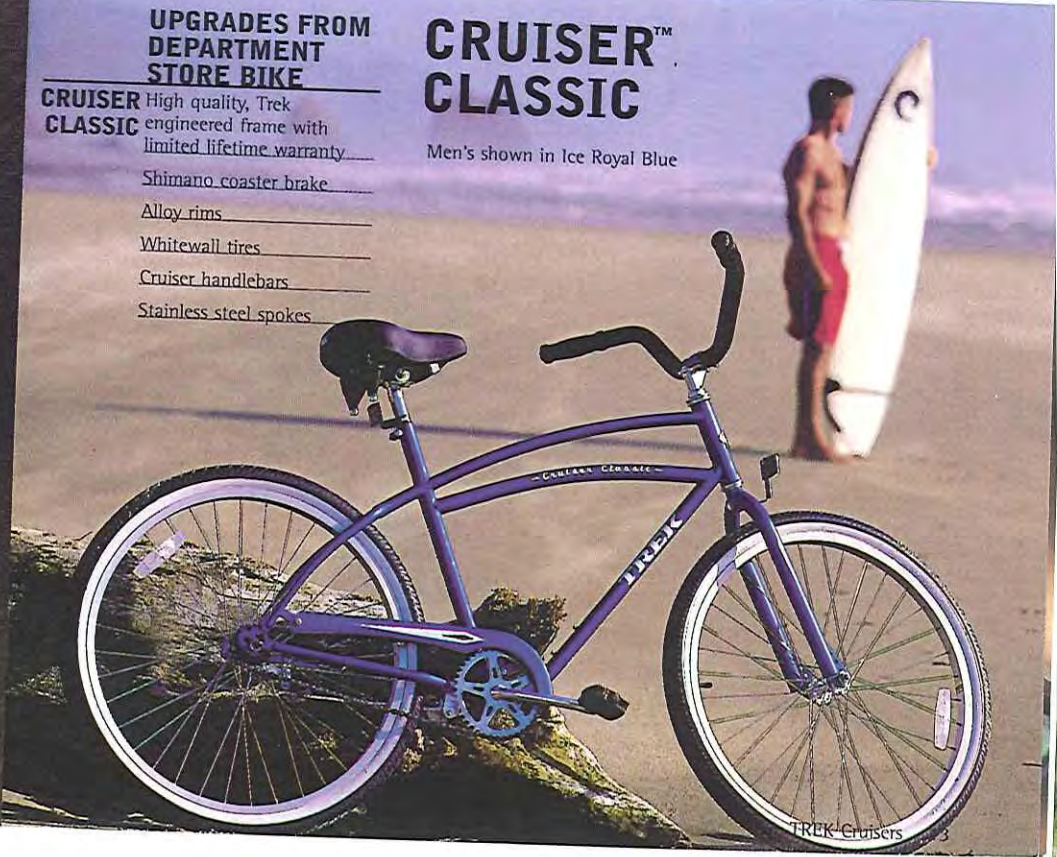
	SIZES	FRAME	FORK	DRIVETRAIN	RIMS	TIRES	COLOR
1220	47, 50, 52, 54, 56, 58, 60, 62cm	Easton ProGram aluminum main tubes, Easton tapered aluminum stays	Trek epoxy bonded aluminum	Sugino RD5000 crankset w/Shimano RSX STI Dual Control shifters, RSX & RX100 derailleurs	Mavic CXP12, 32 hole	Continental Super Sport 100, 700 x 28c	Ice Earth Green w/Titanium decals
520	17, 19, 21, 23, 25"	True Temper double butted Cro-Moly main tubes, Cro-Moly steel stays	Cro-Moly Touring	Shimano 105 w/Ultegra bar end shifters & Deore LX rear derailleur	Matrix Vapor, eyeletted, 36 hole	Continental Super Sport, 700 x 28c	Pearl Navy w/Titanium decals
470	43, 50, 54, 56, 58, 60cm	Alpha aluminum main tubes & stays	Aero Cro-Moly	Shimano RSX w/STI Dual Control shifters	Rigida SHP-60, 36 hole	Continental Super Sport 100, 700 x 23c	Ice Orange/Silver Fade w/Blue decals
420	43, 50, 54, 56, 58, 60cm	Alpha aluminum main tubes & stays	Aero Cro-Moly	Sugino RD5000 crankset w/Shimano RSX STI Dual Control shifters, RSX & RX100 derailleurs	Rigida V-Argent, 36 hole	Continental Super Sport 100, 700 x 23c	Titanium w/Red decals
T200	50/46, 54/50, 57/47, 58/53cm	Trek True Temper custom butted Cro-Moly main tubes & tapered stays	Trek custom tandem Cro-Moly	Sugino SXD-600 crankset w/Impel alloy rings, Shimano Ultegra bar end shifters, 105 & Deore XT derailleurs	Bontrager Clyde, 48 hole	Continental Super Sport 100, 700 x 28c	Trek Red w/Pearl White decals
T100	50/46, 54/50, 57/47, 58/53cm	Trek True Temper custom butted Cro-Moly main tubes & tapered stays	Trek custom tandem Cro-Moly	Sugino SXD-300 crankset w/Grip Shift SRT 4.0 shifters, Shimano Deore LX & Nexave derailleurs	Bontrager Clyde, 48 hole	Trek Invert II, 60 TPI, 700 x 38c	Pearl Blue w/Yellow decals

UPGRADES FROM DEPARTMENT STORE BIKE

- CRUISER CLASSIC** High quality, Trek engineered frame with limited lifetime warranty
- Shimano coaster brake
- Alloy rims
- Whitewall tires
- Cruiser handlebars
- Stainless steel spokes

CRUISER CLASSIC™

Men's shown in Ice Royal Blue



**MOUNTAIN TRACK
240 SHX**



Shown in Ice Mirror Red



Above shown in
Ice Orange at right
shown in Team Fade

220 BOY'S



**MOUNTAIN TRACK
220 BOY'S**



Shown in Ice Royal Blue



Above shown in
Ice Grape Purple,
at right shown in
Ice Teal

**MOUNTAIN TRACK
220 GIRL'S**




Shown in Ice Teal

20" KIDS

16"/ 12" KIDS

**MOUNTAIN LION®
60 BOY'S**



Shown in Team Fade



Above shown in
Ice Royal Blue,
at right shown in
Ice Red

**MOUNTAIN CUB™
16 BOY'S**



**MOUNTAIN LION®
60 GIRL'S**

MOUNTAIN CUB™



**MOUNTAIN LION®
60 GIRL'S**



Shown in Ice Plum



Above shown in Ice Pink, at right shown in Vivid Purple

**MOUNTAIN CUB™
16 GIRL'S**




**MOUNTAIN LION®
30 BOY'S**



Above shown in Ice Red, at left shown in Ice Royal Blue

**MOUNTAIN CUB™
12 BOY'S**



Shown in Black

**MOUNTAIN LION®
30 GIRL'S**



Above shown in Vivid Purple at left shown in Ice Pink

**MOUNTAIN CUB™
12 GIRL'S**




Shown in Misty Pink

	FRAME	FORK	DRIVETRAIN	TIRES	COLORS BOYS	COLORS GIRLS
MOUNTAIN TRACK 240	High tensile steel w/Cro-Moly seat tube	RST 261 suspension	Shimano Altus CT92 w/Grip Shift MRX 170 shifters	Knobby, 24 x 2.0"	Ice Mirror Red w/Yellow decals	
MOUNTAIN TRACK 220	High tensile steel	High tensile steel	Shimano Tourney TY22 w/Grip Shift MRX 170 shifters & Altus CT92 front derailleur	Knobby, 24 x 2.0"	Ice Royal Blue w/Silver decals; Ice Orange w/Dark Purple decals; Team fade w/Team Yellow decals	Ice Grape Purple w/Pink decals; Ice Teal w/Yellow decals
MOUNTAIN LION 60	High tensile steel	High tensile steel	Three-piece type crank w/Grip Shift MRX 170 shifter & Shimano Tourney TY22 rear derailleur	Knobby, 20 x 1.95"	Team fade w/Team Yellow decals	Ice Plum w/White decals
MOUNTAIN LION 30	High tensile steel	High tensile steel	One-piece type crank	Trek Paw design, 20 x 2.0"	Ice Royal Blue w/Red decals; Ice Red w/Yellow decals	Vivid Purple w/Yellow decals; Ice Pink w/Yellow decals
MOUNTAIN CUB 16	High tensile steel	High tensile steel	One-piece type crank	Trek Paw design, 16 x 1.75"	Ice Royal Blue w/Yellow decals; Ice Red w/Royal Blue decals	Vivid Purple w/Pink decals; Ice Pink w/Yellow decals
MOUNTAIN CUB 12	High tensile steel	High tensile steel	One-piece type crank	Trek Paw design, 12.5 x 2.125"	Black w/Lime Green decals	Misty Pink w/White decals

TREK BMX: BUILT TO TAKE "THE BIG HURT" AND LIVE TO TELL. Take some extreme measures and find out what we mean. King Kong tubing, double-thick dropouts and massive headsets thrive amid chaos. Full lines of race and freestyle in aluminum and steel.



SUBVERT™ 2.0





WHAT COLOR WAS YOUR FIRST BIKE? Getting kids started right can lead to a lifelong love affair with cycling — and with fitness. Trek's got a full line of kids bikes, from our tiniest Mountain Cub with 12" wheels all the way up to the Mountain Track 24, a genuine off road bike — front shocks and all — with 24" wheels to fit young riders. While they're priced like some department store lines, Treks are different. Every kids Trek has brazed or welded-on dropouts where the axles attach; department store bikes often just have a flattened tube end with a hole for the axle drilled through. And every kids Trek is made with bicycle grade high tensile steel, not the plain milled steel others use. Every bike is designed in Wisconsin by the same team that creates our most advanced Treks. And Trek quality people monitor the manufacturing, every step of the way. Limited Lifetime Warranty.

TEAM ISSUE 2



SUBDUDE™



SPECIFICATIONS

OFF ROAD BIKES

	Y33	Y22	Y11	PRO ISSUE DH	Y GLIDE DELUXE	Y GLIDE	Y5	Y3	9900	9800	8900	8500
FRAMESET	S, M, L	S, M, L	S, M, L	S, L	S, M, L	S, M, L	S, M, L	S, M, L	15, 16.5, 18, 19.5, 21"	15, 16.5, 18, 19.5, 21"	13, 16.5, 18, 19.5, 21"	13, 16.5, 18, 19.5, 21"
COLORS	Platinum Pearl w/3D decals	Blaze Red w/3D decals	Team Yellow w/3D decals	Team (Yellow and Purple) w/Team decals	Black Mercury Pearl Black w/Mango 3D decals	Ice Inkwell w/Dark Chrome 3D decals	Team Purple w/Mango 3D decals	Ice RC Blue w/3D decals	Team (Yellow and Purple) with Team decals	Platinum Pearl with Yellow decals	Team Yellow w/Blue decals	w/Mango Decals
MAIN TUBES	OCLV carbon	OCLV carbon	OCLV carbon	Trek design Alpha 6061 T6 aluminum	Trek design Alpha 6061 T6 aluminum	Trek design Alpha 6061 T6 aluminum	Trek design Alpha 6061 T6 aluminum	Trek design Alpha 6061 T6 aluminum	Trek OCLV carbon	Trek OCLV carbon	Double-butted Alpha SL 6061 T6 aluminum	Double-butted Alpha SL 6061 T6 aluminum
STAYS	Alpha 6061 T6 aluminum, TIG welded unified rear triangle	Alpha 6061 T6 aluminum, TIG welded unified rear triangle	Alpha 6061 T6 aluminum, TIG welded unified rear triangle	Alpha 6061 T6 aluminum, TIG welded unified rear triangle	Alpha 6061 T6 aluminum, TIG welded unified rear triangle	Alpha 6061 T6 aluminum, TIG welded unified rear triangle	Alpha 6061 T6 aluminum, TIG welded unified rear triangle	Cro-Moly unified rear triangle	Trek OCLV carbon	Trek OCLV carbon	Alpha SL 6061 T6 aluminum	Alpha SL 6061 T6 aluminum
REAR SHOCK	Fox Air Vanilla C air/oil w/remote adjust compression damping; TSC	Fox Air Vanilla C air/oil w/remote adjust compression damping; TSC	Fox Air Vanilla C air/oil; TSC	Fox Vanilla RX coil/oil w/remote piggyback; TSC	Fox Vanilla RX coil/oil w/remote piggyback; TSC	Fox Vanilla X coil/oil; TSC	Fox Vanilla R coil/oil w/adjustable rebound damping; TSC	Fox Vanilla X coil/oil				
FORK	Rock Shox Judy SL suspension, 80mm travel	Manitou X-Vert, Twin Piston Chamber suspension, 80mm travel	Rock Shox Judy XC suspension, 80mm travel	Rock Shox Boxxer Pro suspension, 125mm travel	Manitou X-Vert R, Triple Clamp Twin Piston Chamber suspension, 100mm travel	Rock Shox Judy XL T2 triple clamp suspension, 100mm travel	Manitou Spyder R suspension, 70mm travel	Rock Shox Iny C suspension, 75mm travel	Rock Shox SID suspension, 63mm travel	Manitou SX Ti, Twin Piston Chamber suspension, 70mm travel	Rock Shox SID suspension, 63mm travel	Manitou SX-R, Twin Piston Chamber suspension, 70mm travel
HEADSET	Cane Creek Aheadset	WTB Grease Guard	Dia-Compe SA Aheadset, alloy	Cane Creek Aheadset	WTB Grease Guard	Dia-Compe ST Aheadset	Dia-Compe SA Aheadset, alloy	Dia-Compe ST Aheadset	Cane Creek Aheadset	WTB Grease Guard	WTB Grease Guard	Dia-Compe SA Aheadset, alloy
DRIVETRAIN												
CRANKSET	Shimano Deore XT 4-arm 42/32/22	Shimano Deore LX 4-arm 42/32/22	Shimano Deore LX 4-arm 42/32/22	Shimano XTR 4-arm 48T	Shimano Deore LX 4-arm 42/32/22	Sugino Impel 300 42/32/20	Shimano STX-RC 4-arm 42/32/22	Sugino Impel 300 42/32/20	Shimano XTR 4-arm 46/34/24	Shimano Deore XT 4-arm 42/32/22	Shimano Deore XT 4-arm 42/32/22	Shimano Deore XT 4-arm 42/32/22
FRONT DERAILLEUR	Shimano Deore XT top swing	Shimano Deore XT top swing	Shimano Deore LX top swing	NA	Shimano Deore LX top swing	Shimano STX top swing	Shimano STX top swing	Shimano STX top swing	Shimano XTR top swing	Shimano Deore XT top swing	Shimano Deore XT top swing	Shimano Deore XT top swing
REAR DERAILLEUR	Shimano XTR Rapid Rise	Shimano XTR Rapid Rise	Shimano Deore XT SGS	Shimano XTR Rapid Rise	Grip Shift ESP 9.0	Shimano Deore LX SGS	Shimano Deore XT SGS	Shimano Deore XT SGS	Shimano XTR Rapid Rise	Shimano XTR Rapid Rise	Shimano XTR Rapid Rise	Shimano XTR Rapid Rise
SHIFTERS	Shimano XTR Rapidfire SL	Shimano Deore XT Rapidfire SL	Shimano Deore LX Rapidfire Plus	Shimano Deore XT Rapidfire SL O.G.D., right only	Grip Shift ESP 9.0	Shimano STX-RC Rapidfire Plus	Shimano Deore LX Rapidfire Plus	Shimano STX-RC Rapidfire Plus	Shimano XTR Rapidfire SL O.G.D.	Shimano Deore XT Rapidfire SL	Shimano Deore XT Rapidfire SL	Shimano Deore XT Rapidfire SL
CASSETTE	Shimano Deore XT 11-30, 8spd	Shimano HG70-1 11-30, 8spd	Shimano HG60-1 11-30, 8spd	Shimano Deore XT 11-30, 8spd	Shimano HG60-1 11-30, 8spd	SR PF35C 11-28, 8spd	Shimano HG60-1 11-30, 8spd	SR PF35C 11-28, 8spd	Shimano XTR 11-30, 8spd	Shimano Deore XT 11-30, 8spd	Shimano Deore XT 11-30, 8spd	Shimano HG60-1 11-30, 8spd
CHAIN	Sachs PC-51	Sachs PC-41	Sachs PC-41	Sachs PC-51	Sachs PC-41	Sachs PC-41	Sachs PC-41	Sachs PC-21	Sachs PC-51	Sachs PC-51	Sachs PC-51	Sachs PC-41
WHEELS												
HUBSET	Cane Creek Crono w/Salsa FlipOffs	Shimano Deore XT	Shimano Deore LX	Hayes disc compatible rear; Ringle thru axle front	Hayes disc compatible	Shimano STX-RC	Shimano Deore LX	Shimano STX-RC	Cane Creek Crono w/Salsa FlipOffs	Shimano Deore XT	Hayes disc	Shimano Deore LX
SPOKES	Cane Creek 14/15G stainless	DT 14/15G butted stainless w/alloy nipples	DT 14/15G butted stainless w/alloy nipples	DT 14/15G butted stainless	DT 14/15G stainless	DT 14G stainless	DT 14/15G butted stainless	DT 14G stainless	Cane Creek 14/15G stainless	DT 14/15G butted stainless w/alloy nipples	DT 14/15G butted stainless w/alloy nipples	DT 14/15G butted stainless w/alloy nipples
RIMS	Cane Creek Swami, 24 hole front, 28 rear	Bontrager Valliant w/Mustang ASYM rear, 32 hole	Bontrager Mustang w/ASYM rear, 32 hole	Bontrager Clyde, 32 hole	Bontrager Mustang, 32 hole	Matrix Swami w/RDR rear, 32 hole	Matrix Swami w/RDR rear, 32 hole	Matrix Swami w/RDR rear, 32 hole	Cane Creek Swami, 24 hole front, 28 rear	Bontrager Valliant w/Mustang ASYM rear, 32 hole	Bontrager Mustang ASYM, front and rear 32 hole	Bontrager Mustang ASYM, front and rear 32 hole
TIRES	Bontrager Jones, folding, 49/53 front, 46/50 rear	Bontrager Jones, folding, 49/53 front, 46/50 rear	Bontrager Jones, folding, 49/53 front, 46/50 rear	Bontrager Jones, folding, 52/55 front, 49/51 rear	IRC Mistral, 26 x 2.1"	Bontrager Jones, folding, 49/53 front, 46/50 rear	Bontrager Jones, folding, 49/53 front, 46/50 rear	Bontrager Jones, folding, 49/53 front, 46/50 rear	Continental Double Fighter, folding, 26 x 2.0"	Bontrager Revolt SS, folding, 49/53 front, 46/50 rear	Bontrager Revolt SS, folding, 49/53 front, 46/50 rear	Bontrager Revolt S, folding, 49/53 front, 46/50 rear
OTHER COMPONENTS												
BRAKESET	Shimano XTR V-Brakes w/XTR levers	Shimano Deore XT V-Brakes w/XT levers	Shimano M600 V-Brakes w/Avid Speed Dial-1.9 L long pull levers	Hayes disc, downhill rotor front and rear w/Hydraulic levers	Hayes front & rear disc brakes w/Hydraulic levers	Avid Single Digit 10 direct pull w/AD-1.0 L long pull levers	Avid Single Digit 10 direct pull w/AD-1.0 L long pull levers	Avid Single Digit 10 direct pull w/Dia-Compe DP7N direct pull levers	Shimano XTR V-Brakes w/XTR levers	Shimano XTR V-Brakes w/Deore XT levers	Hayes disc, front and rear w/Hydraulic levers	Shimano Deore XT V-Brakes w/Deore XT levers
PEDALS	Shimano SPD M747 clipless	ICON SoleMate clipless	ICON SoleMate clipless	Shimano SPD M626 DX clipless	Shimano SPD M626 DX clipless	Walglo DH clipless	ICON SoleMate clipless	Resin/alloy cage w/clips and straps	Shimano SPD M747 clipless	Shimano SPD M747 clipless	ICON SoleMate clipless	ICON SoleMate clipless
HANDLEBAR/ BAR ENDS	ICON Crushed Velvet carbon, 5" bend w/ICON w/ICON Crushed Velvet carbon bar ends	ICON Ernie 2014, 7" bend w/ICON Maggie Forged Ergo bar ends	ICON Ernie 2014, 7" bend w/ICON McGee bar ends	ICON Diesel Downhill, 7" bend, 50mm rise	ICON Diesel Downhill, 7" bend, 50mm rise	ICON Diesel Downhill, 7" bend, 30mm rise	ICON Ernie 2014, 7" bend w/ICON Fatty bar ends	System 1 alloy, 10" bend, 30mm rise	ICON Crushed Velvet carbon, 5" bend w/ICON Crushed Velvet carbon bar ends	ICON Ernie 2014, 7" bend w/ICON Maggie Forged Ergo bar ends	ICON Ernie 2014, 7" bend w/ICON McGee Forged Ergo bar ends	ICON Ernie 2014, 7" bend w/ICON Fa McGee bar ends
STEM	ICON Duranté forged alloy direct connect	ICON Duranté forged alloy direct connect	ICON Duranté forged alloy direct connect	Bontrager forged alloy direct connect	ICON Duranté forged alloy direct connect	System 1 ATB, die cast alloy direct connect	ICON Duranté forged alloy direct connect	System 1 ATB, die cast alloy direct connect	ICON Duranté forged alloy direct connect	ICON Duranté forged alloy direct connect	ICON Duranté forged alloy direct connect	ICON Duranté forged alloy direct connect
SEATPOST	ICON Oz, 2014 Al	ICON Oz, 2014 Al	ICON Moses, 6061 Al	ICON Oz, 2014 Al	ICON Oz, 2014 Al	Alloy micro-adjust	ICON Moses, 6061 Al	Alloy micro-adjust	ICON Oz, 2014 Al	ICON Oz, 2014 Al	ICON Oz, 2014 Al	ICON Oz, 2014 Al
SADDLE	Bontrager Embroidered FS Race Lite +10, titanium rails, leather cover, Kevlar corners	Bontrager FS Race +10, Cro-Moly rails, leather cover	Bontrager Race +10, Cro-Moly rails, leather cover	Bontrager FS Race +10, Cro-Moly rails, leather cover	Bontrager FS Race +10, Cro-Moly rails, leather cover	Bontrager Comp +10, Cro-Moly rails	Bontrager Comp +10, Cro-Moly rails	Bontrager Comp +10, Cro-Moly rails	Bontrager FS Race titanium rails, embroidered	Bontrager FS Race +10, Cro-Moly rails, leather cover	Bontrager FS Race Lite +10, titanium rails, leather cover	Bontrager FS Race +10, Cro-Moly rails, leather cover
ADDITIONAL COMPONENTS	2 water bottle mounts, shock pump, handlebar mount damping adjuster	2 water bottle mounts, shock pump, handlebar mount damping adjuster	2 water bottle mounts, shock pump	MRP DH-1 chain tensioner	2 water bottle mounts	2 water bottle mounts	2 water bottle mounts	2 water bottle mounts	2 water bottle mounts	2 water bottle mounts	2 water bottle mounts (1 on 13')	2 water bottle mounts (1 on 13')

FULL SUSPENSION

	FRAME SIZE	S	M	L
Y33	A-HEAD ANGLE	71.5°	71.6°	71.6°
Y22	B-SEAT ANGLE	74.5°	73.6°	72.6°
Y11	C-TOP TUBE	56.2	61.1	64.1
	D-CHAIN STAY	42.5	42.5	42.5
	E-BOTTOM BRACKET	31.3	31.3	31.3
	F-OFFSET	4.2	4.2	4.2
	G-WHEEL BASE	105.9	109.9	111.5
	TRAIL	6.8	6.8	6.8
	STAND OVER	71.2	73.0	75.0

	FRAME SIZE	S	M	L
Y5	A-HEAD ANGLE	71.0°	71.0°	71.0°
Y3	B-SEAT ANGLE	74.0°	73.0°	72.0°
SUPER Y GLIDE	C-TOP TUBE	56.4	61.2	64.4
	D-CHAIN STAY	42.5	42.5	42.5
	E-BOTTOM BRACKET	30.2	30.2	30.2
	F-OFFSET	3.9	3.9	3.9
	G-WHEEL BASE	104.7	108.7	110.9
	TRAIL	7.4	7.4	7.4
	STAND OVER	71.0	74.0	73.9

	FRAME SIZE	S	L
Y DOWN HILL	A-HEAD ANGLE	68.0°	68.0°
	B-SEAT ANGLE	74.5°	73.6°
	C-TOP TUBE	61.0	63.0
	D-CHAIN STAY	43.5	43.5
	E-BOTTOM BRACKET	33.6	33.6
	F-OFFSET	4.2	4.2
	G-WHEEL BASE	106.0	109.9
	TRAIL	9.0	9.0
	STAND OVER	71.2	73.0

OFF ROAD

	FRAME SIZE	15"	16.5"	18"	19.5"	21"
9900	A-HEAD ANGLE	70.5°	70.5°	71.0°	71.0°	71.0°
9800	B-SEAT ANGLE	73.0°	73.0°	73.0°	73.0°	73.0°
	C-TOP TUBE	55.4	56.5	59.2	59.4	60.0
	D-CHAIN STAY	16.7	16.7	16.7	16.7	16.7
	E-BOTTOM BRACKET	29.8	29.8	29.7	29.7	29.7
	F-OFFSET	3.8	3.8	3.8	3.8	3.8
	G-WHEEL BASE	103.0	104.1	106.0	106.5	107.0
	TRAIL	7.9	7.9	7.5	7.5	7.5
	STAND OVER	69.3	71.8	74.2	77.1	80.6

	FRAME SIZE	13"	16.5"	18"	19.5"	21"
8900	A-HEAD ANGLE	71.0°	71.0°	71.0°	71.0°	71.0°
8500	B-SEAT ANGLE	74.0°	73.5°	73.0°	73.0°	72.5°
8000	C-TOP TUBE	53.6	56.6	58.4	59.6	61.0
7000	D-CHAIN STAY	16.7	16.7	16.7	16.7	16.7
6500	E-BOTTOM BRACKET	28.8	29.1	29.3	29.3	29.3
	F-OFFSET	4.2	4.2	4.2	4.2	4.2
	G-WHEEL BASE	101.5	104.2	105.7	107.0	108.0
	TRAIL	7.1	7.1	7.1	7.1	7.1
	STAND OVER	66.1	71.4	74.2	77.4	80.5

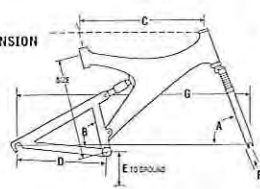
	8000	7000	6500	6000	6000 COMFORT	950	930	920	820	820 COMFORT	800	800 SPORT		
5	13, 16.5, 18, 19.5, 21"	13, 16.5, 18, 19.5, 21"	13, 16.5, 18, 19.5, 21"	13, 16.5, 17, 18, 19.5, 20, 21, 22.5"	13, 16.5, 18, 19.5, 21, 22.5", 17W, 20W	13, 16.5, 18, 19.5, 21, 22.5"	13, 16.5, 18, 19.5, 21, 22.5"	13, 16.5, 18, 19.5, 21, 22.5, 24"	13, 16.5, 18, 19.5, 21, 22.5, 24", 17W, 20W	13, 16.5, 18, 19.5, 21, 22.5, 24", 17W, 20W	13, 16.5, 18, 19.5, 21, 22.5", 17W, 20W	13, 16.5, 18, 19.5, 21, 22.5", 17W, 20W	SIZES	FRAMESET
50	Metallic Blue decals	Metallized Yellow w/Black decals	Ice Earth Green w/Silver decals	Black Mercury Pearl; Ice Roja w/Silver decals	Black Mercury Pearl with Yellow decals	Ice RC Blue w/Black decals	Metallized Green w/Red decals	Ice Inkwell w/Silver decals; Bright Silver w/Mango decals	Ice Red/Ice Orange fade w/Black decals; Ice Green w/Silver decals	Ice Green w/Silver decals	Mediterranean Blue/Ice Inkwell fade w/White decals; Bright Silver w/Red decals	Gloss Black w/Red decals; Mellow Gold w/Red decals	COLORS	
5	Double-butted Alpha SL 6013 T6 aluminum	Alpha ZX 6013 T6 aluminum	Alpha ZX 6013 T6 aluminum	Alpha 7005 T6 TIG aluminum	Alpha 7005 T6 TIG aluminum	True Temper triple-butted Cro-Moly	True Temper triple-butted Cro-Moly	True Temper triple-butted Cro-Moly	Cro-Moly steel	Cro-Moly steel	High tensile steel w/Cro-Moly seat tube	High tensile steel w/Cro-Moly seat tube	MAIN TUBES	
5	Alpha SL 6061 T6 aluminum	Alpha ZX 6061 T6 aluminum	Alpha ZX 6061 T6 aluminum	Alpha 7005 T6 TIG aluminum	Alpha 7005 T6 TIG aluminum	Cro-Moly steel	Cro-Moly steel	Cro-Moly steel	High tensile steel	High tensile steel	High tensile steel	High tensile steel	STAYS	
														REAR SHOCK
41	Rock Shox Judy TII suspension, 63mm travel	Rock Shox Indy XC suspension, 63mm travel	Rock Shox Indy C suspension, 63mm travel	Rock Shox Indy S suspension, 50mm travel	Cro-Moly, taper gauge	Manitou Spyder suspension, 70mm travel	Rock Shox Indy S suspension, 50mm travel	Cro-Moly, taper gauge	Cro-Moly	Cro-Moly	High tensile steel	High tensile steel	FORK	
	Dia-Compe SA Aheadset, alloy	Dia-Compe ST Aheadset	Dia-Compe ST Aheadset	Dia-Compe STS Aheadset	VP H913W	Dia-Compe ST Aheadset	Dia-Compe ST Aheadset	VP H97W, sealed	VP H97W, sealed	VP H97W, sealed	VP H97W, sealed	VP H97W, sealed	HEADSET	
	Shimano Deore LX 4-arm 42/32/22	Shimano STX-RC 4-arm 42/32/22	Sugino Impel 250 42/34/24	Sugino Impel 250 42/34/24	Sugino Impel 250 42/34/24 with chainguard ring	Sugino Impel 300 42/32/20	Sugino Impel 250 42/34/24	Sugino Impel 250 42/34/24	Shimano Altus CT92 42/34/24	Shimano Altus CT92 42/34/24 w/chainguard	Shimano Altus CT92 42/34/24	Shimano Tourney TY30 48/38/28 w/chainguard	CRANKSET	
	Shimano Deore LX top swing	Shimano STX top swing	Shimano Alivio top swing	Shimano Alivio top swing	Shimano Alivio top swing	Shimano STX top swing	Shimano Alivio top swing	Shimano Acera X	Shimano Altus CT92	Shimano Altus CT92	Shimano Altus CT92	Shimano Tourney TY32	FRONT DERAILLEUR	
40	Shimano Deore XT SGS	Shimano Deore XT SGS	Shimano Deore LX SGS	Shimano STX SGS	Shimano STX SGS	Shimano Deore LX SGS	Grip Shift ESP 7.0	Shimano STX-RC SGS	Shimano Alivio	Shimano Alivio	Shimano Altus CT92	Shimano Tourney TY32	REAR DERAILLEUR	
	Shimano Deore LX Rapidfire Plus	Shimano STX-RC Rapidfire Plus	Shimano STX-RC Rapidfire Plus	Shimano STX Rapidfire Plus	Grip Shift SRT 4.0	Shimano STX-RC Rapidfire Plus	Grip Shift ESP 7.0	Grip Shift SRT 6.0	Grip Shift MRX 170	Grip Shift MRX 170	Shimano EZ-Fire Plus EF20	Grip Shift MRX 170	SHIFTERS	
	Shimano HG60-I 11-50, 8spd	Shimano HG60-I 11-30, 8spd	SR PF35C 11-28, 8spd	Shimano HG50C 11-28, 7spd	Shimano HG50C 11-28, 7spd	Shimano HG60-I 11-30, 8spd	SR PF35C 11-28, 8spd	SR PF35C 11-28, 8spd	Shimano HG50C 11-28, 7spd	Shimano HG50C 11-28, 7spd	Shimano HG50C 11-28, 7spd	Shimano HG37 14-28, 7spd	CASSETTE	
	Sachs PC-41	Sachs PC-21	Sachs PC-21	Sachs PC-21	Sachs PC-21	Sachs PC-41	Sachs PC-21	Sachs PC-21	Sachs PC-10	Sachs PC-10	Sachs PC-10	UG50	CHAIN	
	Shimano Deore LX	Shimano STX-RC	Shimano STX-RC	Shimano Alivio rear; System 1, suspension axle front	Shimano Alivio rear; System 1, suspension axle front	Shimano STX-RC rear; System 1, suspension axle front	Quick release cassette rear; System 1, suspension axle front	Quick release cassette rear; System 1, suspension axle front	Shimano Altus sealed rear; sealed bearing alloy suspension front	Shimano Altus sealed rear; sealed bearing alloy suspension front	Shimano Altus sealed rear; sealed bearing alloy suspension front	Quick release threaded rear; quick release alloy front	HUBSET	
	DT 14G 15G butted stainless w/alloy nipples	DT 14G stainless	DT 14G stainless	DT 14G stainless	DT 14G stainless	DT 14G stainless	14G stainless	14G stainless	14G stainless	14G stainless	14G stainless	14G UCP	SPOKES	
	Bontrager Matrix w/ASYM rear, 32 hole	Matrix Swamii w/RDR rear, 32 hole	Matrix Swamii w/RDR rear, 32 hole	Weinmann 519 alloy, 32 hole	Weinmann 519 alloy, 32 hole	Matrix Guru, eyeletted w/RDR rear, 32 hole	Matrix Guru w/RDR rear, 32 hole	Matrix Guru w/RDR rear, 32 hole	Weinmann 519 alloy, 36 hole	Weinmann 519 alloy, 36 hole	Weinmann 519 alloy, 36 hole	Weinmann 519 alloy, 36 hole	RIMS	
	Bontrager Revolt ST, folding, 49/53 front, 46/50 rear	IRC Mythos, 26 x 2.1"	IRC Mythos, 26 x 2.1"	IRC Mythos, 26 x 2.1"	C1100 Smoothie, 26 x 1.9"	IRC Mythos, 26 x 2.1"	IRC Mythos, 26 x 2.1"	IRC Mythos, 26 x 2.1"	Trek Connection, 26 x 1.95"	Smooth, 26 x 1.9"	Trek Connection, 26 x 1.95"	Knobby, 26 x 2.0"	TIRES	
47	Shimano M600 V-Brakes w/Avid Speed Dial-1.9 L long pull levers	Avid Single Digit 10 direct pull w/AD-1.0 L long pull levers	Dia-Compe 737 direct pull w/DPN7 levers	TX22 direct pull w/LV77E levers	TX22 direct pull w/LV77E levers	Shimano M600 V-Brakes w/Avid Speed Dial-1.9 L long pull levers	TX22 direct pull w/LV77E levers	TX22 direct pull w/LV77E levers	TX22 direct pull w/LV77E levers	TX22 direct pull w/LV77E levers	Shimano Altus w/LC26 levers	Shimano Altus w/LC26 levers	BRAKESET	
	ICON SoleMate clipless	ICON SoleMate clipless	Resin/alloy cage w/clips and straps	Platform resin	Platform resin	Full alloy w/clips and straps	Full alloy w/clips and straps	Resin w/clips and straps	Resin	Resin	Resin	Resin	PEDALS	
48	ICON Ernie 2014, 7" bend w/ICON Fatty Mt/Gee bar ends	System 1 alloy, 6" bend w/System 1 bar ends	System 1 alloy, 6" bend	System 1 alloy, 6" bend	System 1 alloy, 10" bend, 30mm rise	System 1 alloy, 6" bend w/System 1 bar ends	System 1 alloy, 6" bend	System 1 alloy, 6" bend	System 1 alloy, 6" bend	System 1 alloy, 6" bend with 60mm rise	Steel, 60mm rise	Steel, 5" bend (Women's: 60mm rise)	HANDLEBAR/BAR ENDS	
49	ICON Duranté erged alloy direct connect	System 1 ATB, die cast alloy direct connect	System 1 ATB, die cast alloy direct connect	System 1 ATB, die cast alloy direct connect	Girvin Flexstem	System 2 ATB, forged alloy direct connect	System 1 ATB, die cast alloy direct connect	ATB, 24" rise removable front	ATB, 50" rise	Girvin Flexstem	ATB, 50" rise	ATB, 50" rise	STEM	
	ICON Oz, 2014 AI	SP-312 alloy micro-adjust	Alloy micro-adjust	Alloy micro-adjust	Polygon shock absorber	Alloy micro-adjust	Alloy micro-adjust	Alloy micro-adjust	Alloy micro-adjust	Alloy micro-adjust	SP57 shock absorber	Alloy micro-adjust	SEATPOST	
51	Bontrager Comp +10, Cro-Moly rails	Bontrager Comp +10	Bontrager Comp +10	Trek dual density, Trek logo	Trek dual spring	Velo Crossbow (women's on 13")	Velo Crossbow (women's on 13")	Velo Crossbow (women's on 13")	Dual density (women's on 13", 17W, 20W)	Spring	Dual density (women's dual density w/springs on 17W, 20W)	Dual density (women's padded on 13", 17W, 20W)	SAADDLE	
52	2 water bottle mounts (1 on 13")	2 water bottle mounts (1 on 13")	2 water bottle mounts (1 on 13")	2 water bottle mounts, rack mounts (1 bottle mount, no rack on 13")	2 water bottle mounts, rack mounts (1 bottle mount, no rack on 13")	2 water bottle mounts, rack mounts (1 bottle mount, no rack on 13")	2 water bottle mounts, rack mounts (1 bottle mount, no rack on 13")	2 water bottle mounts, rack mounts (1 bottle mount, no rack on 13")	2 water bottle mounts, rack mounts (1 bottle mount, no rack on 13")	2 water bottle mounts, rack mounts (1 bottle mount, no rack on 13")	2 water bottle mounts, rack mounts (1 bottle mount, no rack on 13")	2 water bottle mounts, rack mounts (1 bottle mount, no rack on 13")	ADDITIONAL COMPONENTS	

MULTITRACK

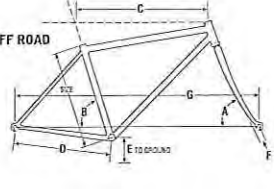
	FRAME SIZE	13"	16.5"	18"	19.5"	21"	22.5"	24"	17W	20W
950	A-HEAD ANGLE	70.5°	71.0°	71.0°	71.0°	71.0°	71.0°	71.0°	70.5°	70.5°
930	B-SEAT ANGLE	74.0°	73.5°	73.0°	73.0°	73.0°	72.5°	72.0°	73.5°	73.0°
920	C-TOP TUBE	53.0	56.0	58.0	59.0	60.0	61.0	20.9	22.0	22.8
6000	D-CHAIN STAY	43.0	43.0	43.0	43.0	43.0	43.0	16.9	16.9	16.9
5000 COMFORT	E-BOTTOM BRACKET	28.8	29.5	29.8	29.8	29.8	30.0	11.3	11.3	11.7
	F-OFFSET	3.8	3.8	3.8	3.8	3.8	3.8	1.5	1.5	1.5
	G-WHEEL BASE	101.6	103.9	105.6	106.6	107.8	108.4	40.0	40.9	41.6
	H-TRAIL	7.9	7.5	7.5	7.5	7.5	7.5	3.1	3.0	3.0
	I-STAND OVER	64.7	70.9	73.5	76.4	80.1	83.8	25.5	27.9	28.9
820	A-HEAD ANGLE	70.0°	70.5°	70.5°	70.5°	71.0°	71.0°	71.0°	70.5°	70.5°
820 COMFORT	B-SEAT ANGLE	74.0°	73.5°	73.0°	73.0°	72.5°	72.0°	72.0°	73.5°	73.0°
800	C-TOP TUBE	20.8	21.5	21.9	22.2	22.6	23.0	23.4	21.3	21.7
800 SPORT	D-CHAIN STAY	43.5	43.5	43.5	43.5	43.5	43.5	17.1	17.1	17.1
	E-BOTTOM BRACKET	28.8	29.1	29.1	29.3	29.3	29.5	11.3	11.5	11.5
	F-OFFSET	3.8	3.8	3.8	3.8	3.8	3.8	1.5	1.5	1.5
	G-WHEEL BASE	102.1	103.0	103.6	104.7	105.0	105.6	40.2	40.6	40.8
	H-TRAIL	8.2	7.9	7.9	7.9	7.5	7.5	3.2	3.1	3.1
	I-STAND OVER	63.8	69.8	72.2	75.2	78.9	82.6	25.1	27.5	28.4
7600	A-HEAD ANGLE	70.0°	70.5°	70.5°	71.5°	71.5°	71.5°	71.5°	70.5°	70.5°
7500	B-SEAT ANGLE	74.0°	74.0°	73.0°	73.0°	72.5°	72.0°	73.5°	73.0°	72.5°
	C-TOP TUBE	54.5	55.0	56.4	58.2	59.2	21.5	21.7	22.2	22.9
	D-CHAIN STAY	44.5	44.5	44.5	44.5	44.5	17.5	17.5	17.5	17.5
	E-BOTTOM BRACKET	28.1	28.1	28.1	28.1	28.1	11.1	11.1	11.1	11.1
	F-OFFSET	3.8	3.8	3.8	3.8	3.8	1.5	1.5	1.5	1.5
	G-WHEEL BASE	104.3	104.4	104.9	105.7	106.2	41.1	41.1	41.3	41.6
	H-TRAIL	8.6	8.3	8.3	7.7	7.7	3.4	3.3	3.3	3.0
	I-STAND OVER	69.0	73.2	77.4	82.2	86.9	27.2	28.8	30.5	32.4
745	A-HEAD ANGLE	70.0°	70.5°	70.5°	71.5°	71.5°	71.5°	71.5°	70.5°	70.5°
730	B-SEAT ANGLE	74.0°	74.0°	73.0°	73.0°	73.0°	74.0°	73.0°	74.0°	73.0°
720	C-TOP TUBE	54.5	55.0	56.0	57.0	58.0	21.5	21.7	22.0	22.4
700	D-CHAIN STAY	44.5	44.5	44.5	44.5	44.5	17.5	17.5	17.5	17.5
	E-BOTTOM BRACKET	28.1	28.1	28.1	28.1	28.1	11.1	11.1	11.1	11.1
	F-OFFSET	5.0	5.0	5.0	5.0	5.0	2.0	2.0	2.0	2.0
	G-WHEEL BASE	105.3	105.4	105.4	105.6	106.7	41.5	41.5	41.5	41.6
	H-TRAIL	7.4	7.0	7.0	6.4	6.4	2.9	2.8	2.8	2.5
	I-STAND OVER	67.2	70.6	73.8	77.6	82.1	26.5	27.8	29.1	30.6

FRAME GEOMETRIES

FULL SUSPENSION



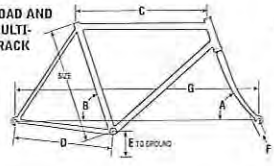
OFF ROAD



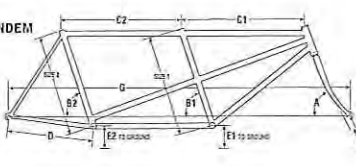
Y FOIL



ROAD AND MULTI-TRACK



TANDEM



FRAME SIZE	48cm	51cm	54cm	56cm	59cm	62cm
Y FOIL 77	72.0°	72.5°	73.0°	73.5°	74.0°	74.0°
Y FOIL 66						
A-HEAD ANGLE	72.0°	72.5°	73.0°	73.5°	74.0°	74.0°
B-SEAT ANGLE	74.5°	73.8°	73.3°	72.0°	72.0°	72.0°
C-TOP TUBE	51.0	52.7	54.5	56.5	58.5	60.5
D-CHAIN STAY	40.8	40.8	41.0	41.0	41.2	41.2
E-BOTTOM BRACKET	16.1	16.1	16.1	16.1	16.2	16.2
F-OFFSET	4.7	4.7	4.7	4.3	4.3	4.3
G-WHEEL BASE	96.1	96.7	97.9	97.8	99.6	101.5
TRAIL	6.1	5.8	5.5	5.6	5.3	5.3
STAND OVER	72.7	74.4	75.0	76.9	79.7	82.0
	28.6	29.3	29.5	30.3	31.4	34.6

ROAD

FRAME SIZE	50cm	52cm	54cm	56cm	58cm	60cm	62cm
5500	72.0°	72.5°	73.0°	73.8°	73.8°	74.0°	74.0°
5220	75.0°	75.0°	74.0°	73.5°	73.0°	73.0°	73.0°
5200	51.8	52.8	54.5	56.0	57.0	58.0	60.0
5000	20.4	20.8	21.5	22.0	22.4	22.8	23.8
A-HEAD ANGLE	72.0°	72.5°	73.0°	73.8°	73.8°	74.0°	74.0°
B-SEAT ANGLE	75.0°	75.0°	74.0°	73.5°	73.0°	73.0°	73.0°
C-TOP TUBE	51.8	52.8	54.5	56.0	57.0	58.0	60.0
D-CHAIN STAY	40.8	40.8	41.0	41.0	41.2	41.2	41.2
E-BOTTOM BRACKET	16.1	16.1	16.1	16.1	16.2	16.2	16.2
F-OFFSET	4.5	4.5	4.5	4.5	4.5	4.5	4.5
G-WHEEL BASE	97.7	98.0	99.5	98.8	99.6	100.3	101.5
TRAIL	6.3	6.0	5.7	5.2	5.2	5.1	5.1
STAND OVER	74.9	75.9	77.3	79.3	81.1	83.0	85.0
	29.5	29.9	30.4	31.2	31.9	32.7	34.6

MULTITRACK BIKES

	UAV	7600	7500	745	730	720	700
SIZES	15, 17.5, 20.5, 23"	15, 17.5, 20.5, 23"	15, 17.5, 20.5, 23, 17W, 20W	15, 17, 19, 21, 23, 17W, 20"W	15, 17, 19, 21, 23, 17W, 20W	15, 17, 19, 21, 23, 17W, 20W	15, 17, 19, 21, 23, 17W, 20W
COLORS	Gloss Black w/Silver decals	Titanium w/Metallic Teal decals	Ice Inkwell w/Titanium decals	Ice Violet w/Titanium decals	Mediterranean Blue/Black fade w/White decals; Cactus Green w/Silver decals	Ice Red w/Gold decals; Pearl Green/Blue Moon fade w/White decals	Mev's Silver/Titanium fade w/Red decals; Women's Pearl Blue w/Silver decals
MAIN TUBES	Alpha 7005 T6 TiG aluminum	Alpha 7005 T6 TiG aluminum	Alpha 7005 T6 TiG aluminum	High tensile steel w/Cro-Moly seat tube	Cro-Moly steel	Cro-Moly steel	High tensile steel w/Cro-Moly seat tube
STAYS	Alpha 7005 T6 TiG aluminum	Alpha 7005 T6 TiG aluminum	Alpha 7005 T6 TiG aluminum	High tensile steel	Cro-Moly steel	High tensile steel	High tensile steel
FORK	Mariposa suspension, 48mm travel	Cro-Moly	Cro-Moly	Cro-Moly	Cro-Moly	Cro-Moly	High tensile steel
HEADSET	Dia-Compe SA Aheadset, alloy	Tange Seiki Passage OV	Tange Seiki Passage OV	VP H67W	Tange Seiki Passage	VP H67W	VP H67W
CRANKSET	Shimano Nexave 48/38/28	Shimano Deore LX 4-arm 42/32/22	Shimano Alivio 42/34/24	Dotek, 40T	Shimano Alivio 42/34/24	Shimano Altus CT92 42/34/24	Shimano Tourney TY30 48/38/28, chainguard
FRONT DERAILLEUR	Shimano Nexave top swing	Shimano STX-RC top swing	Shimano Alivio top swing	NA	Shimano Acera X	Shimano Altus CT92	Shimano Tourney TY30
REAR DERAILLEUR	Grip Shift ESP 9.0	Shimano Deore LX SGS	Shimano STX-RC SGS	NA	Shimano Alivio	Shimano Acera X	Shimano Tourney TY30
SHIFTERS	Grip Shift ESP 7.0	Grip Shift SRT 6.0	Grip Shift SRT 4.0	Shimano Revo	Grip Shift SRT 4.0	Grip Shift MRX 170	Grip Shift MRX 170
CASSETTE	Shimano HG60-I 11-30, 8spd	Shimano HG60-I 11-30, 8spd	Shimano IG50 11-28, 7spd	NA	Shimano IG50 11-30, 7spd	Shimano HG50C 11-28, 7spd	Shimano HG37 14-28, 7spd
CHAIN	Sachs PC-51	Sachs PC-41	Sachs PC-21	Sachs	Sachs PC-21	Sachs PC-10	Sachs PC-10
HUBSET	Shimano STX-RC rear; Shimano Alivio front	Shimano STX-RC rear; Shimano Alivio front	Shimano Alivio	Shimano Nexus Inter-7 Roller Brake rear; forged alloy suspension front	Shimano Acera X	Shimano RM40 rear; forged alloy suspension front	Nutted rear; steel quick release front
SPOKES	14G stainless w/alloy nipples	14G stainless w/alloy nipples	14G stainless	14G stainless	14G stainless	14G stainless	14G stainless
RIMS	Matrix Vapor, eyeletted, 32 hole	Matrix Vapor, eyeletted, 32 hole	Matrix Vapor, 32 hole	Vuelta Vision, 36 hole	Matrix Vapor, 32 hole	Weinmann 519 alloy, 36 hole	Weinmann 519 alloy, 36 hole
TIRES	Tioga City Slicker II, 700 x 38c	Trek Invert II, 60 TPI, 700 x 38c	Trek Invert II, 700 x 38c	Trek Invert II, 700 x 38c	Trek Invert II, 700 x 38c	Trek Invert II, 700 x 38c	Trek Invert II, 700 x 38c
BRAKESET	Shimano M600 V-Brakes w/Avid Speed Dial-1.9 L levers	Shimano M600 V-Brakes w/Avid AD-1.0 L levers	TX22 direct pull w/LV7E levers	Shimano Altus CT92 front, Inter M rear, w/Tektro 367AP levers	TX22 direct pull w/LV7E levers	TX33 direct pull w/LV7E levers	Shimano Altus CT92 w/Chang Star 273s levers
PEDALS	Shimano SPD M323 clipless	Resin/alloy cage w/clips and straps	Resin w/clips and straps	Platform	Resin w/clips and straps	Platform	Platform
HANDLEBAR BARENS	ICON Diesel Downhill, 7" bend, 50mm rise	System 1, 10" bend alloy, 30mm rise	System 1, 10" bend alloy, 30mm rise	Steel, 30mm rise	System 1, 10" bend alloy, 30mm rise	Steel, 60mm rise	Steel, 60mm rise
STEM	System 1 ATB, forged alloy direct connect	Alloy adjustable rise	Alloy adjustable rise	Alloy adjustable rise	Alloy adjustable rise	Steel high rise front load	Steel high rise front load
SEATPOST	Polygon PM900 shock absorber	Polygon PM900 shock absorber	Polygon PM900 shock absorber	Alloy micro-adjust	Polygon shock absorber	Shock absorber	Alloy micro-adjust
SADDLE	Selle Bassano Vuelta, 531 rails, leather cover	Selle Bassano Hybrid, Cro-Moly rails, leather cover	Selle Bassano	High density foam (women's on 17W, 20W)	Web spring shell with coil springs (women's on 17W, 20W)	Web spring shell with coil springs (women's on 17W, 20W)	Dual density with coil springs (women's on 17W, 20W)
ADDITIONAL COMPONENTS	2 water bottle mounts, rack mounts	2 water bottle mounts, rack mounts	2 water bottle mounts, rack mounts	2 water bottle mounts, rack mounts (1 bottle mount on 15", 17W, 20W)	2 water bottle mounts, rack mounts (1 bottle mount on 15", 17W, 20W)	2 water bottle mounts, rack mounts (1 bottle mount on 15", 17W, 20W)	2 water bottle mounts, rack mounts (1 bottle mount on 15", 17W, 20W)

ROAD BIKES

	YFOIL 77	YFOIL 66	5500	5200	5220	5000
SIZES	48, 51, 54, 56, 59, 62cm	48, 51, 54, 56, 59, 62cm	50, 52, 54, 56, 58, 60, 62cm	50, 52, 54, 56, 58, 60, 62cm	50, 52, 54, 56, 58, 60, 62cm	50, 52, 54, 56, 58, 60, 62cm
COLORS	Metallized Yellow w/Red and Black decals	Ice Inkwell w/Silver decals	USPS Team w/Red, White & Blue decals	Ice Roja w/White decals	Ice RC Blue w/Silver decals	Yellow Pearl w/Black decals
MAIN TUBES	Trek OCLV carbon	Trek OCLV carbon	Trek OCLV carbon	Trek OCLV carbon	Trek OCLV carbon	Trek OCLV carbon
STAYS	Trek OCLV carbon	Trek OCLV carbon	Trek OCLV carbon	Trek OCLV carbon	Trek OCLV carbon	Trek OCLV carbon
FORK	ICON OCLV carbon Atrial SRG	ICON OCLV carbon Atrial SRG	ICON OCLV carbon Atrial	ICON OCLV carbon Atrial	ICON OCLV carbon Atrial Classic	ICON OCLV carbon Atrial
HEADSET	Shimano Ultegra	Tange Seiki VR254	Shimano Ultegra	Tange Seiki VR254	Tange Seiki CDS	Tange Seiki CDS
CRANKSET	Shimano Dura-Ace 53/39	Shimano Ultegra 53/39	Shimano Dura-Ace 53/39	Shimano Ultegra 53/39	Shimano Ultegra 52/42/30	Campagnolo Veloce 53/39
FRONT DERAILLEUR	Shimano Dura-Ace	Shimano Ultegra	Shimano Dura-Ace	Shimano Ultegra	Shimano Ultegra Triple	Campagnolo Veloce
REAR DERAILLEUR	Shimano Dura-Ace	Shimano Ultegra	Shimano Dura-Ace	Shimano Ultegra	Shimano Ultegra GS	Campagnolo Veloce
SHIFTERS	Shimano Dura-Ace STI Dual Control	Shimano Ultegra STI Dual Control	Shimano Dura-Ace STI Dual Control	Shimano Ultegra STI Dual Control	Shimano Ultegra STI Dual Control	Campagnolo Veloce Ergopower
CASSETTE	Shimano Dura-Ace 12-23, 9spd	Shimano Ultegra 12-23, 9spd	Shimano Dura-Ace 12-23, 9spd	Shimano Ultegra 12-23, 9spd	Shimano Ultegra 12-26, 9spd	Campagnolo Exa-Drive 12-23, 9spd
CHAIN	Shimano Dura-Ace	Shimano HG92	Shimano Dura-Ace	Shimano HG92	Shimano HG92	Campagnolo 09VVL
HUBSET	Rolf Aero w/Salsa FlipOffs	Shimano Ultegra	Rolf Aero w/Salsa FlipOffs	Shimano Ultegra	Shimano Ultegra	Campagnolo Veloce
SPOKES	Wheelsmith ACE-3 triple butted blade, stainless flat washer, Rolf alloy self-locking nipple	DT 14/15G butted stainless	Wheelsmith ACE-3 triple butted blade, stainless flat washer, Rolf alloy self-locking nipple	DT 14/15G butted stainless	DT 14/15G butted stainless	DT 14/15G butted stainless
RIMS	Rolf 550C, 14 hole front, 16 rear	Mavic CXP21, 32 hole	Rolf 550C, 14 hole front, 16 rear	Mavic CXP21, 32 hole	Mavic CXP21, 32 hole	Mavic CXP21, 32 hole
TIRES	Continental Grand Prix 3000, folding, 700 x 25c	Continental Grand Prix 3000, folding, 700 x 25c	Continental Grand Prix 3000, folding, 700 x 25c	Continental Grand Prix 3000, folding, 700 x 25c	Continental Grand Prix 3000, folding, 700 x 28c	Continental Grand Prix 3000, folding, 700 x 25c
BRAKESET	Shimano Dura-Ace STI Dual Control	Shimano Ultegra STI Dual Control	Shimano Dura-Ace STI Dual Control	Shimano Ultegra STI Dual Control	Shimano Ultegra STI Dual Control	Campagnolo Veloce ErgoPower
PEDALS	Shimano Dura-Ace SPD, clipless	Shimano Ultegra SPD, clipless	Shimano Dura-Ace SPD, clipless	Shimano Ultegra SPD, clipless	Shimano Ultegra SPD, clipless	Lock CR2, clipless
HANDLEBAR BARENS	ICON 2014	ICON 2014	ICON 2014	ICON 2014	ICON 6061	ICON 6061
STEM	3T Evol 2002 forged front load	3T Evol 2002 forged front load	3T Evol 2002 forged front load	3T Evol 2002 forged front load	3T Evol 2002 forged front load	3T Evol 2002 forged front load
SEATPOST	Thomson Elite	Thomson Elite	Thomson Elite	Thomson Elite	Thomson Elite	Thomson Elite
SADDLE	Selle Bassano Vuelta, 531 rails, leather cover	Selle Bassano Vuelta, 531 rails, leather cover	Selle Bassano Vuelta, 531 rails, leather cover	Selle Bassano Vuelta, 531 rails, leather cover	Selle Bassano Vuelta, 531 rails, leather cover	Selle Bassano Vuelta, 531 rails, leather cover
ADDITIONAL COMPONENTS	2 water bottle mounts	1 water bottle mount	2 water bottle mounts	2 water bottle mounts	2 water bottle mounts	2 water bottle mounts

TANDEM

FRAME SIZE	47cm	50cm	52cm	54cm	56cm	58cm	60cm	62cm
2300	A-HEAD ANGLE 72.5°	73.0°	73.0°	73.5°	73.5°	73.5°	73.5°	74.0°
2120	B-SEAT ANGLE 73.5°	73.5°	73.5°	73.5°	73.5°	73.5°	73.5°	73.5°
2100	C-TOP TUBE 51.8	53.0	53.0	55.0	55.0	57.0	57.0	58.5
1220	D-CHAIN STAY 16.3	16.3	16.3	16.3	16.3	16.3	16.3	16.3
	E-BOTTOM BRACKET 26.7	26.7	26.7	26.7	26.7	26.7	26.7	26.7
	F-OFFSET 4.7	4.7	4.7	4.3	4.3	4.3	4.3	4.3
	G-WHEEL BASE 96.3	97.2	97.2	98.4	98.4	100.4	100.4	101.4
	TRAIL 2.3	2.1	2.1	2.2	2.2	2.2	2.2	2.1
	STAND OVER 28.5	29.6	30.4	31.2	31.9	32.6	33.4	33.8

FRAME SIZE	17"	19"	21"	23"	25"
520	A-HEAD ANGLE 71.0°	71.0°	71.0°	72.0°	72.5°
	B-SEAT ANGLE 74.0°	74.0°	73.5°	73.0°	72.0°
	C-TOP TUBE 54.0	54.5	55.5	56.6	59.0
	D-CHAIN STAY 45.0	45.0	45.0	45.0	45.0
	E-BOTTOM BRACKET 26.8	26.8	26.8	26.8	26.8
	F-OFFSET 5.2	5.2	5.2	5.2	5.2
	G-WHEEL BASE 104.4	104.6	105.4	105.2	106.2
	TRAIL 6.4	6.4	6.4	5.8	5.5
	STAND OVER 27.4	28.6	30.1	31.7	33.5

FRAME SIZE	43cm	50cm	54cm	56cm	58cm	60cm
470	A-HEAD ANGLE 72.5°	72.5°	72.5°	73.5°	74.0°	74.0°
420	B-SEAT ANGLE 75.0°	75.0°	74.0°	73.5°	73.5°	73.0°
	C-TOP TUBE 52.0	52.0	53.6	55.5	56.5	57.5
	D-CHAIN STAY 41.5	41.5	41.5	41.5	41.5	41.5
	E-BOTTOM BRACKET 26.6	26.6	26.6	26.6	26.6	26.6
	F-OFFSET 4.7	4.7	4.7	4.7	4.3	4.3
	G-WHEEL BASE 98.0	98.0	98.7	98.9	98.9	99.9
	TRAIL 2.4	2.4	2.4	2.1	2.1	2.1
	STAND OVER 28.1	29.4	30.1	30.9	31.7	32.3

FRAME SIZE	50 48cm	54 50cm	57 47cm	58 53cm
T200	A-HEAD ANGLE 72.0°	73.0°	72.0°	73.0°
T100	B-SEAT ANGLE 73.0°	73.0°	73.0°	73.0°
	C-TOP TUBE 55.4	70.3	55.2	69.9
	D-CHAIN STAY 43.0	43.0	43.0	43.0
	E-BOTTOM BRACKET 27.5	27.5	27.5	27.5
	F-OFFSET 6.0	6.0	5.5	5.5
	G-WHEEL BASE 173.3	172.7	172.7	173.8
	TRAIL 5.0	5.0	4.9	4.9
	STAND OVER 29.6	26.8	30.8	29.4

TANDEM

CRUISERS

FRAMESETS	TANDEM				CRUISERS			DRIVER/RAIN	WHEELS	OTHER COMPONENTS				
	2300	2120	2100	1220	520	470	420				T200	T100	COOL BREEZE	CRUISER CLASSIC
	47, 50, 52, 54, 56, 58, 60, 62cm	47, 50, 52, 54, 56, 58, 60, 62cm	47, 50, 52, 54, 56, 58, 60, 62cm	47, 50, 52, 54, 56, 58, 60, 62cm	17, 19, 21, 23, 25", 60cm	43, 50, 54, 56, 58, 60cm	43, 50, 54, 56, 58, 60cm	50/46, 54/50, 57/47, 58/53cm	50/46, 54/50, 57/47, 58/53cm	17, 20"; 17W	17, 20"; 17W	17, 20"; 17W	SIZES	
	Metalized Yellow & Ice Roja w/Yellow decals	Titanium w/ Titanium decals	Yellow Pearl & Violet w/Yellow & Violet decals	Ice Earth Green w/Titanium decals	Pearl Navy w/Titanium decals	Ice Orange/Silver fade w/Blue decals	Titanium w/Red decals	Trek Red w/Pearl White decals	Pearl Blue w/Yellow decals	Pearl Blue w/Gold decals	Men's: Ice Royal Blue w/Write decals; Ice Red w/Silver decals; Women's: Ice Royal Blue w/White decals; Pearl Turquoise w/Metallic Plum decals	Men's: Sea Green/Dark Teal fade w/Write decals; Mirror Black w/Rust Red decals; Women's: Sea Green/Dark Teal fade w/White decals; Plum w/Titanium decals		COLORS
	Trek butted carbon	Trek butted carbon	Trek butted carbon	Easton ProGram aluminum	True Temper double butted Cro-Moly	Alpha aluminum	Alpha aluminum	Trek True Temper custom butted Cro-Moly	Trek True Temper custom butted Cro-Moly	High tensile steel	High tensile steel	High tensile steel	MAIN TUBES	
	Easton tapered aluminum	Easton tapered aluminum	Easton tapered aluminum	Easton tapered aluminum	Cro-Moly steel	Alpha aluminum	Alpha aluminum	Trek True Temper custom butted Cro-Moly	Trek True Temper custom butted Cro-Moly	High tensile steel	High tensile steel	High tensile steel	STAYS	
	ICON OCLV carbon Airrail	ICON OCLV carbon Classic	ICON OCLV carbon Classic	Trek epoxy bonded aluminum	Cro-Moly Touring	Aero Cro-Moly	Aero Cro-Moly	Trek custom tandem Cro-Moly	Trek custom tandem Cro-Moly	High tensile steel	High tensile steel	High tensile steel	FORK	
	Tange Seiki CDS	Tange Seiki CDS	Tange Seiki Passage	Tange Seiki Passage	Tange Seiki CDS	Tange Seiki Passage	Tange Seiki Passage	Tange Seiki OV-Al	YST 707SW	Steel	Steel	Steel	HEADSET	
	Shimano Ultegra 53/39	Campagnolo Veloce 52/42/32	Shimano RSX 52/42	Sugino RD5000 52/42/30	Shimano 105 52/42/30	Shimano RSX 46/36	Sugino RD5000 52/42/30	Sugino SXD-600 tandem 54/42/30; Impel alloy rings	Sugino SXD-300 tandem 54/42/30	Dolek, 33T	One-piece type, 40T	One-piece type, 40T	CRANKSET	
	Shimano Ultegra	Campagnolo Veloce	Shimano RX100	Shimano RX100	Shimano 105	Shimano RSX	Shimano RX100	Shimano 105	Shimano Nexave top swing	NA	NA	NA	FRONT DERAILLEUR	
	Shimano Ultegra	Campagnolo Veloce	Shimano 105	Shimano RSX GS	Shimano Deore LX SGS	Shimano RSX SS	Shimano RSX GS	Shimano Deore XT SGS	Shimano Deore LX SGS	NA	NA	NA	REAR DERAILLEUR	
	Shimano Ultegra STI Dual Control	Campagnolo Veloce Ergopower	Shimano RSX STI Dual Control	Shimano RSX STI Dual Control	Shimano Ultegra bar end	Shimano RSX STI Dual Control	Shimano RSX STI Dual Control	Shimano Ultegra bar end	Grip Shift SRT 4.0	Grip Shift SRT 4.0 for Nexus, right only	NA	Grip Shift MRX 170, right only	SHIFTERS	
	Shimano Ultegra 12-23, 9spd	Campagnolo Exa-Drive 13-26, 9spd	Shimano HG50 11-24, 7spd	Shimano HG50C 11-28, 7spd	Shimano HG60-I 11-30, 8spd	Shimano HG50C 11-24, 7spd	Shimano HG50C 11-28, 7spd	Shimano HG70-I 11-30, 8spd	Shimano IG50 11-30, 7spd	NA	NA	HG60 14-28, 6spd	CASSETTE	
	Shimano HG92	Campagnolo 09VL	Sachs PC-21	Sachs PC-21	Sachs PC-41	UG50	UG50	Sachs PC-51	Sachs PC-21	KMC 408	KMC 410	UG50	CHAIN	
	Shimano Ultegra	Campagnolo Veloce	Shimano RSX	Shimano RSX	Shimano Deore LX "silent clutch" rear; Shimano STX-RC front	Shimano RSX rear; alloy front	Shimano RSX	Shimano Deore XT tandem	Shimano STX tandem	Shimano Nexus 4-speed rear; alloy, nudded front	Shimano coaster rear; alloy, nudded front	Alloy, nudded	HUBSET	
	DT 14/15G butted stainless	DT 14/15G butted stainless	DT 14G stainless	DT 14G stainless	DT 14G stainless	14G stainless	15G stainless	13/14G butted stainless	13/14G butted stainless	14G stainless	14G stainless	14G stainless	SPOKES	
	Mavic CXP21, 32 hole	Mavic CXP12, 32 hole	Mavic CXP12, 32 hole	Mavic CXP12, 32 hole	Matrix Vapor, eyeletted, 36 hole	Rigida SHP-60, 36 hole	Rigida V-Argent, 36 hole	Bontrager Clyde, 48 hole	Bontrager Clyde, 48 hole	Alloy, 36 hole	Alloy, 36 hole	Alloy, 36 hole	RIMS	
	Continental Grand Prix 3000, folding, 700 x 25c	Continental Grand Prix 3000, folding, 700 x 28c	Continental Super Sport, 700 x 25c	Continental Super Sport, 700 x 28c	Continental Super Sport, 700 x 28c	Continental Super Sport, 700 x 23c	Continental Super Sport, 700 x 23c	Continental Super Sport, 100, 700 x 28c	Trek Invert II, 60 TPI, 700 x 38c	Whitewall, 26 x 2.0"	Whitewall, 26 x 2.0"	Whitewall, 26 x 2.0"	TIRES	
	Shimano Ultegra STI Dual Control	Campagnolo Veloce ErgoPower	Shimano RSX STI Dual Control	Shimano RSX STI Dual Control	Shimano Deore LX w/Dia-Compe 28T Aero levers	Shimano RSX w/Combo brake/shift levers	Shimano RSX w/Combo brake/shift levers	Shimano Deore XT V-Brakes w/World Class adapters w/Dia-Compe 28T aero levers	Shimano STX w/Shimano Alivio levers	Shimano Revo coaster	Shimano coaster	Shimano Altus CT92 w/alloy 4-finger levers	BRAKESET	
	Shimano Ultegra SPD, clipless	Look CR2, clipless	Look CR2, clipless	Alloy cage w/clips and straps	Shimano SPD M323 clipless	Resin w/clips and straps	Resin w/clips and straps	ICON SoleMate clipless	Resin w/clips and straps	Resin	Resin	Resin	PEDALS	
	ICON 2014	ICON 6061	ICON 6061	ICON 6061	ICON 6061	Alloy	Alloy	ICON 6061 w/Dia-Compe stoker levers bar ends	System 1, 6" bend alloy	Cruiser, steel	Cruiser, steel	Cruiser, steel	HANDLEBAR/BAR ENDS	
	KWG alloy front load	KWG alloy, 90° front load	KWG alloy front load	KWG alloy, 90° front load	KWG alloy, 90° front load	Cro-Moly	Cro-Moly	System 1 tandem Cro-Moly; System 3 140-180 adjustable Cro-Moly rear	System 1 tandem Cro-Moly; System 3 140-180 adjustable Cro-Moly rear	Alloy	Alloy	Alloy	STEM	
	PM501 Custom	PM501 Custom	PM501 Custom	PM501 Custom	PM501 Custom	Alloy micro-adjust	Alloy micro-adjust	Alloy micro-adjust front; Gianni suspension stoker	Alloy micro-adjust front; PM500 suspension stoker	Steel, chrome plated	Steel, chrome plated	Steel, chrome plated	SEATPOST	
	Selle Bassano Vision, leather cover	Selle Bassano Vision, leather cover	Selle Bassano Vision, Cro-Moly rails	Selle Bassano Vision, Cro-Moly rails	Selle Bassano Vision, Cro-Moly rails	Alloy	Alloy	Selle Bassano Vision; women's stoker, leather cover	Selle Bassano Hybrid; women's stoker	Dual spring	Dual spring	Dual spring	SADDLE	
	2 water bottle mounts, rack mounts	2 water bottle mounts, rack mounts	2 water bottle mounts, rack mounts	2 water bottle mounts, rack mounts	3 water bottle mounts, front & rear rack mounts, rear rack	2 water bottle mounts, rack mounts	2 water bottle mounts, rack mounts	6 water bottle mounts (5 on 50/46), front & rear rack mounts	6 water bottle mounts (5 on 50/46), front & rear rack mounts	Kickstand, chainguard	Kickstand, chainguard	Kickstand, chainguard	ADDITIONAL COMPONENTS	